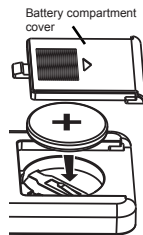


Replacing the Battery

Your Rz2 remote control comes with one CR2032 battery which must be installed. When the range of the remote seems reduced or if it ceases to work properly, it's time to replace the battery.

1. Slide battery compartment cover on rear of remote control off (remove old battery if replacing).
2. Place new CR2032 in battery well as shown (make sure +/- polarity matches markings).
3. Replace battery compartment cover.



WARNING: Lithium batteries can explode or cause burns if disassembled, shorted, recharged, exposed to water, fire, or high temperatures. Do not place loose batteries in a pocket, purse, or other container containing metal objects, mix with used or other battery types, or store with hazardous or combustible materials. Store in cool, dry, ventilated area. Follow applicable laws and regulations for transport and disposal.

Troubleshooting

Problem: Remote doesn't work

Solutions:

- A. Make sure you are within 15 feet of the unit and that the remote is pointed at the front of the unit.
- B. Try replacing the battery (see above).

For customer service, contact us toll free at 1-800-288-2792

iHome[®]

Rz2










remote control
instruction booklet





iPhone/iPod Controls



Unit Controls

-  **Power Button**
 - Turns unit ON or OFF.
-  **Lower/Raise Volume**
 - Raises or lowers volume of the unit
-  **Mute Button**
 - Mute ON/OFF
-  **Plus/Minus Bass Buttons**
 - Raises and lowers bass settings
-  **Plus/Minus Treble Buttons**
 - Raises and lowers treble settings
-  **Bongiovi DPS Button**
 - Turns Bongiovi Digital Power Station processing circuit on and off
-  **Reset Button**
 - Quickly resets bass and treble to default settings

iPhone/iPod Controls

-  **Play/Pause Button**
 - Switches iPhone or iPod between Play and Pause modes
-  **Track Buttons**
 - Skip to next or previous track
 - HOLD to scan reverse or forward within a track
-  **Shuffle Button**
 - Play tracks randomly from the selected playlist
-  **Repeat Button**
 - Repeat the currently playing track

NOTE: this remote control may have features and functions that don't apply to or work with your particular iHome model.

Free Manuals Download Website

<http://myh66.com>

<http://usermanuals.us>

<http://www.somanuals.com>

<http://www.4manuals.cc>

<http://www.manual-lib.com>

<http://www.404manual.com>

<http://www.luxmanual.com>

<http://aubethermostatmanual.com>

Golf course search by state

<http://golfingnear.com>

Email search by domain

<http://emailbydomain.com>

Auto manuals search

<http://auto.somanuals.com>

TV manuals search

<http://tv.somanuals.com>