



4x1 DVI Switcher

USER MANUAL

ASKING FOR ASSISTANCE

Technical Support:

Telephone (818) 884-6294
(800) 545-6900

Fax (818) 884-3108

Technical Support Hours:

8:00 AM to 5:00 PM Monday thru Friday.

Write To:

Gefen Inc.
C/O Customer Service
6265 Variel Ave.
Woodland Hills, CA 91367-9897

Notice

Gefen Inc. reserves the right to make changes in the hardware, packaging and any accompanying documentation without prior written notice.

4x1 DVI Switcher is a trademark of Gefen Inc.

TABLE OF CONTENTS

- 1** Introduction
- 2** Features
- 3** Panel Descriptions
- 4** Connecting and Operating the 4x1 DVI Switcher
- 5** RMT4-IR Installation
- 6** RS-232 Interface
- 7** Specifications
- 8** Warranty

INTRODUCTION

Congratulations on your purchase of the 4x1 DVI Switcher. Your complete satisfaction is very important to us.

Gefen's line of DVI switches, extenders, and splitters are designed to make your A/V equipment use more comfortable, more productive and less expensive.

The 4x1 DVI Switcher allow access to multiple DVI devices, using a single DVI display while the DVI extender product line can extend video up to 1640 feet (500 meters).

Gefen Inc. offers solutions for noise, space and security concerns, data center control, information distribution, conference room presentation, school and corporate training environments.

Our Commitment

Gefen will always offer the finest quality product at the best possible price. Included in that price is a lifetime of support from a team of outstanding engineers.

The 4x1 DVI Switcher allows four DVI devices to be switched easily in to one DVI compatible monitor or projector. The 4x1 DVI Switcher can also be placed at the end of a long DVI cable to regenerate the DVI signal.

FEATURES


Features

- Switches easily between any four DVI sources
- Maintains 480i, 480p, 720p, 720i, and 1080i, 1080p resolutions
- Extends any DVI compliant device by regenerating the DVI signal
- Maintains highest DVI single link video resolution
- Supports DDWG standard for DVI compliant monitors
- Supports HDCP compliant devices
- Optional RMT-4 remote control
- DVI cables are used to connect the DVI inputs and 4x1 DVI Switcher output
- Installs in seconds

Includes:

- (1) 4x1 DVI Switcher
- (4) 6' DVI-D cables (m-m)
- (1) 5V DC Power Supply
- (1) RMT4-IR

PANEL DESCRIPTIONS



Connecting and Operating the 4x1 DVI Switcher

How to Connect the 4x1 DVI Switcher to your devices

- 1 Connect the supplied DVI cables from the DVI sources into the DVI Switcher Input.
- 2 Connect the cable from your display (monitor or projector) into the DVI Out of the 4x1 DVI Switcher.

How to Operate the 4x1 DVI Switcher

Use the RMT4-IR remote control port to remotely toggle between sources.

Operation Notes


The 4x1 DVI Switcher may also be powered from the input. The DVI source supplies 5v to the switcher via pin-14 on the DVI cable.

The contact closure port is wired using a shielded CAT5 cable. Pins 1-4 to the shield cause the unit to switch to inputs 1-4. Pins 5-8 are feedback letting you know what has been selected.

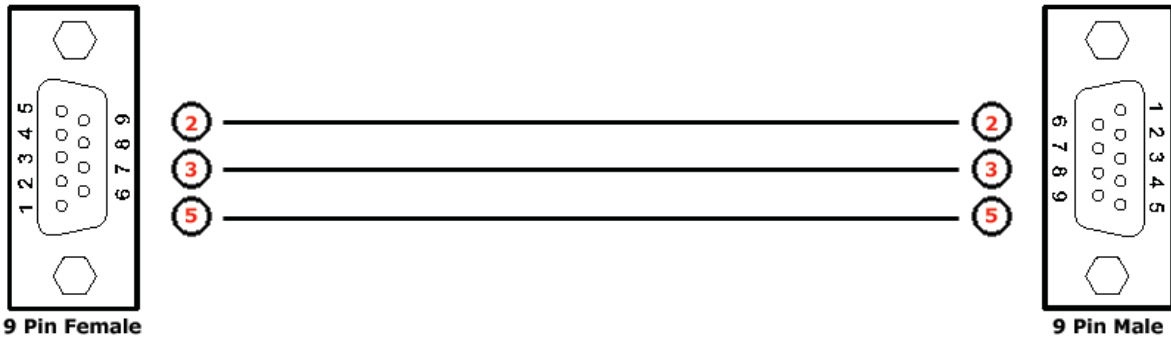
RMT4-IR Installation

1. Remove battery cover from the back of the RMT4-IR remote.
2. Verify that dip switches 1 & 2 are in the down (OFF) position.
3. Insert the battery, hold the battery so that you can see the positive side facing up. The side that is not marked must be facing down.
4. Test the RMT4-IR remote by pressing ONLY one button at a time. The indicator light on the remote will flash once each time you press a button. **WARNING:** Do not press multiple buttons simultaneously and do NOT press buttons rapidly. These actions will cause the remote to reset and steps 1-4 will have to be repeated.

Note: The RMT4-IR ships with two batteries. One battery is required for operation, the second battery is complimentary.



RS-232 INTERFACE



Binary Table

ASCII	Corresponding RMT16-IR Button	Binary
1	1	0011 0001
2	2	0011 0010
3	3	0011 0011
4	4	0011 0100

RS232 Settings

Bits per second 19200

Data bits 8

Parity None

Stop bits 1

Flow Control None

SPECIFICATIONS

Video Amplifier Bandwidth	1.65 GHz
Input Video Signal	1.2 volts p-p
Input DDC Signal	5 volts p-p (TTL)
Single Link Range	1080p/1920 x 1200
DVI Input/Output Connector Type	DVI-I (29 pin) female (Digital Only)
Remote Control Port	RS232 female, mini-stereo
Power Consumption	10 Watts (max.)
Power Supply	5V DC
Dimensions	13.25"W x 1"H x 2.75"D
Shipping Weight	6 Lbs

WARRANTY

Gefen Inc. warrants the equipment it manufactures to be free from defects in material and workmanship.

If equipment fails because of such defects and Gefen Inc. is notified within two (2) year from the date of shipment, Gefen Inc. will, at its option, repair or replace the equipment, provided that the equipment has not been subjected to mechanical, electrical, or other abuse or modifications.

Equipment that fails under conditions other than those covered will be repaired at the current price of parts and labor in effect at the time of repair. Such repairs are warranted for ninety (90) days from the day of reshipment to the Buyer.

This warranty is in lieu of all other warranties expressed or implied, including without limitation, any implied warranty or merchantability or fitness for any particular purpose, all of which are expressly disclaimed.

1. Proof of sale may be required in order to claim warranty.
2. Customers outside the US are responsible for shipping charges to and from Gefen.
3. Copper cables are limited to a 30 day warranty and cable must be free from any scratches, markings, and neatly coiled.

The information in this manual has been carefully checked and is believed to be accurate. However, Gefen Inc. assumes no responsibility for any inaccuracies that may be contained in this manual. In no event will Gefen Inc., be liable for direct, indirect, special, incidental, or consequential damages resulting from any defect or omission in this manual, even if advised of the possibility of such damages. The technical information contained herein regarding 4x1 DVI Switcher features and specifications is subject to change without notice.

* ma - DVI - 441N*

6265 Variel Avenue Woodland Hills, CA 91367

1-800-545-6900 818-884-6294 fax: 818-884-3108

Download from www.Somanuals.com. All Manuals Search And Download.
www.gefen.com gsinfo@gefen.com

Free Manuals Download Website

<http://myh66.com>

<http://usermanuals.us>

<http://www.somanuals.com>

<http://www.4manuals.cc>

<http://www.manual-lib.com>

<http://www.404manual.com>

<http://www.luxmanual.com>

<http://aubethermostatmanual.com>

Golf course search by state

<http://golfingnear.com>

Email search by domain

<http://emailbydomain.com>

Auto manuals search

<http://auto.somanuals.com>

TV manuals search

<http://tv.somanuals.com>