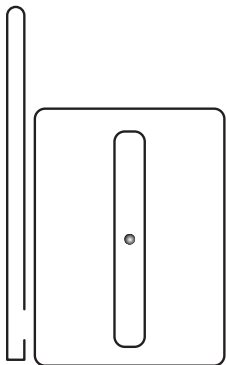




# Wireless Alarm System Signal Repeater

## User's Manual



Control all Sensors  
& accessories from

## Table of Contents

Important Safeguards	4
Introduction	5
Installation	6
Adding a Signal Repeater to the system	6
Testing the Signal Repeater or your system	6
Low battery indicator	7
Battery warnings	7
FCC Warning	8

**Before connecting or operating the Signal Repeater, please read these instructions carefully and save this manual for future reference.**

## **Congratulations**

The GE Choice Alert™ Wireless Alarm System is one of the most affordable and expandable wireless alarm systems available. You'll discover the system offers many features typically found in custom installed Alarm systems.

The Choice Alert system is reliable and easy-to-use. With Choice Alert you can select from a line of Sensors and Accessories; start small and expand as you need, or create a system that meets all your needs. The Choice Alert System is protected by Priority Code Selection technology which provides increased security and trouble-free wireless connections. It also guarantees the Control Center will only respond to signals from your Sensors in and around your home, and prevents anyone from tampering with your system.

The user manual explains in simple steps how to install, use and care for your new Choice Alert Signal Repeater.

**If you have any questions or would like additional information please visit our web site [www.jascopeproducts.com](http://www.jascopeproducts.com), or contact our Customer Service Group at 1-800-654-8483.**

## Important safeguards

### PreCautions

- 1.** Do not attempt to disassemble the Signal Repeater, unless described in the user's manual. There are no user serviceable parts.
- 2.** Handle with Care – Avoid striking or shaking. Improper use or storage could damage the Signal Repeater. Modifying or tampering the device or its internal components can cause a malfunction and void the Signal Repeater's warranty.
- 3.** If you feel the Signal Repeater or any part of the Choice Alert system is not operating correctly or as described, please contact Customer Service for assistance **(1-800-654-8483)**.

### **WARNING!**

#### **Risk of personal injury**

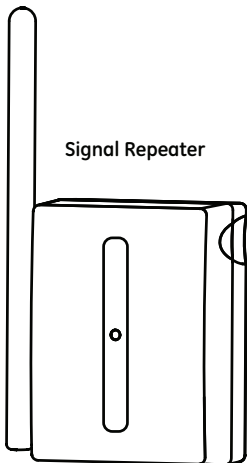
- For indoor use only.
- Do not use in wet loactions.

## Introduction

The Signal Repeater will extend the range of the Choice Alert system up to 150 feet from its location – Effectively repeating the signal from any Sensor back to the Control Center should a Sensor be located out of range. The Signal Repeater does not send or receive signals to the Silent Alert or Alarm Siren, or from other Signal Repeaters.

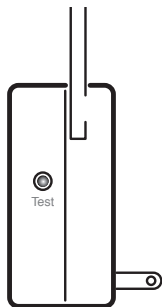
## Check List

Identify all the parts before proceeding.



## Adding a Signal Repeater

**Step 1** - Find an electric outlet near the Sensor having trouble communicating with the Control Center. Make certain the location is between the Sensor and Control Center. Plug the Signal Repeater into the outlet and **press the 'Test' button on the side of Signal Repeater**. It will send a test signal out to the Control Center and the LED indicator on the Signal Repeater will flash rapidly for about one second, then go out.



**Step 2** - When the Control Center receives the Signal Repeater's test signal, it will flash the green power indicator. This means a confirmation signal was sent back to the Signal Repeater. Release all buttons.

**Step 3** - When the Signal Repeater receives the confirmation signal, the **LED indicator will flash, five times**. If the Signal Repeater does not receive the confirmation signal from the Control Center, the LED indicator on the Signal Repeater will not flash. You will need to move the Signal Repeater closer to the Control Center and retest.

**Step 4** - To Ensure the Signal Repeater can receive the signal from the Sensor, activate the Sensor. The Signal Repeater's LED indicator should flash rapidly, and the Control Center should respond to the Sensor's signal.

This process will help you locate the Signal Repeater to the best (farthest) position from the Control Center in order to extend the range of the Sensor.

## FCC Warning

Any unauthorized changes or modifications to the equipment would void the user's warranty and may conflict with both state and federal laws. The Choice Alert system complies with part 15 of the FCC rules. Operation is subject to the following conditions:

- 1) The Choice Alert system may not cause harmful interference.
- 2) The Choice Alert system may accept any interference received including interference that may cause undesired operation.

**NOTE:** This equipment has been tested and found to comply with the limits for a Class B digital device, pursuant to Part 15 of the FCC Rules. These limits are designed to provide reasonable protection against harmful interference in a residential installation. This equipment generates, uses and can radiate radio frequency energy and, if not installed and used in accordance with the instructions, may cause harmful interference to radio communications. However, there is no guarantee that interference will not occur in a particular installation. If this equipment does cause harmful interference to radio or television reception, which can be determined by turning the equipment off and on, the user is encouraged to try to correct the interference by one or more of the following measures:

- Reorient or relocate the receiving antenna.
- Increase the separation between the equipment and receiver.
- Connect the equipment into an outlet on a circuit different from that to which the receiver is connected.
- Consult the dealer or an experienced radio/TV technician for help



## WARNING

### Limitations of Alarm Products

This product should be tested periodically to make sure it is working properly. The product, if used properly, may reduce the risk of burglary, robbery, or other adverse events. However, JASCO is not an insurer, this product is neither insurance nor a guarantee that such an event will be prevented, and users should protect themselves with proper insurance. JASCO makes no representation that this product cannot be compromised or circumvented, that it will provide an adequate warning, or that it will prevent any personal injuries, property damage, or other losses. Like any alarm product, including expensive commercial systems, it may be bypassed, it is subject to compromise, and it may fail to warn for a variety of reasons, including, but not limited to: improper installation or positioning; improper maintenance; tampering; dead or improperly installed batteries; sensing limitations; component failures; receivers; intrusions may be outside of a product's designed range and certain environmental conditions may impact performance and audible alarm signals may be outside of hearing range, muted by doors, walls, and floors, unheard by deep sleepers or the hearing-impaired, or overwhelmed by other sounds.







is a trademark of the General Electric Company and is used under license to Jasco Products Company LLC, 10 E. Memorial Road, Oklahoma City, OK 73114.

This Jasco product comes with a 1 year limited warranty. Visit

[www.jascoproducts.com](http://www.jascoproducts.com) for details. Search And Down

45138-1

01/09/08

## Free Manuals Download Website

<http://myh66.com>

<http://usermanuals.us>

<http://www.somanuals.com>

<http://www.4manuals.cc>

<http://www.manual-lib.com>

<http://www.404manual.com>

<http://www.luxmanual.com>

<http://aubethermostatmanual.com>

Golf course search by state

<http://golfingnear.com>

Email search by domain

<http://emailbydomain.com>

Auto manuals search

<http://auto.somanuals.com>

TV manuals search

<http://tv.somanuals.com>