

# DENON

Noise Cancelling Headphones

## AH-NC600

Owner's Manual

Bedienungsanleitung

Manuel de l'Utilisateur

Manuale delle istruzioni

Manual del usuario

Gebruiksaanwijzing

Bruksanvisning

Инструкция по эксплуатации

Instrukcja Obsługi

操作説明書

操作说明书

### A NOTE ABOUT RECYCLING:

This product's packaging materials are recyclable and can be reused. Please dispose of any materials in accordance with the local recycling regulations. When discarding the unit, comply with local rules or regulations. Batteries should never be thrown away or incinerated but disposed of in accordance with the local regulations concerning battery disposal. This product and the supplied accessories, excluding the batteries, constitute the applicable product according to the WEEE directive. (For Europe model)

### HINWEIS ZUM RECYCLING:

Das Verpackungsmaterial dieses Produktes ist zum Recyceln geeignet und kann wieder verwendet werden. Bitte entsorgen Sie alle Materialien entsprechend der örtlichen Recycling-Vorschriften.

Beachten Sie bei der Entsorgung des Gerätes die örtlichen Vorschriften und Bestimmungen. Die Batterien dürfen nicht in den Hausmüll geworfen oder verbrannt werden; bitte entsorgen Sie die Batterien gemäß der örtlichen Vorschriften. Dieses Produkt und das im Lieferumfang enthaltene Zubehör (mit Ausnahme der Batterien!) entsprechen der WEEE-Direktive. (Für Modelle in den Europa)

### UNE REMARQUE CONCERNANT LE RECYCLAGE:

Les matériaux d'emballage de ce produit sont recyclables et peuvent être réutilisés. Veuillez disposer des matériaux conformément aux lois sur le recyclage en vigueur.

Lorsque vous mettez cet appareil au rebut, respectez les lois ou réglementations en vigueur. Les piles ne doivent jamais être jetées ou incinérées, mais mises au rebut conformément aux lois en vigueur sur la mise au rebut des piles. Ce produit et les accessoires inclus, à l'exception des piles, sont des produits conformes à la directive DEEE. (Pour le modèle des Europe)

### NOTA RELATIVA AL RICICLAGGIO:

I materiali di imballaggio di questo prodotto sono riutilizzabili e riciclabili. Smaltire i materiali conformemente alle normative locali sul riciclaggio. Per lo smaltimento dell'unità, osservare le normative o le leggi locali in vigore.

Non gettare le batterie, né incenerirle, ma smaltirle conformemente alla normativa locale sui rifiuti chimici. Questo prodotto e gli accessori inclusi nell'imballaggio sono applicabili alla direttiva RAEE, ad eccezione delle batterie. (Per modelli di Europa)

### ACERCA DEL RECICLAJE:

Los materiales de embalaje de este producto son reciclables y se pueden volver a utilizar. Disponga de estos materiales siguiendo los reglamentos de reciclaje de su localidad. Cuando se deshaga de la unidad, cumpla con las reglas o reglamentos locales.

Las pilas nunca deberán tirarse ni incinerarse. Deberá disponer de ellas siguiendo los reglamentos de su localidad relacionados con los desperdicios químicos. Este producto junto con los accesorios empaquetados es el producto aplicable a la directiva RAEE excepto pilas. (Para el modelode Europeo)

### EEN AANTEKENING MET BETREKKING TOT DE RECYCLING:

Het inpakmateriaal van dit product is recycleerbaar en kan opnieuw gebruikt worden. Er wordt verzocht om zich van elk afvalmateriaal te ontdoen volgens de plaatselijke voorschriften.

Volg voor het wegdoen van de speler de voorschriften voor de verwijdering van wit- en bruingoed op. Batterijen mogen nooit worden weggegooid of verbrand, maar moeten volgens de plaatselijke voorschriften betreffende chemisch afval worden verwijderd. Op dit product en de meegeleverde accessoires, m.u.v. de batterijen is de richtlijn voor afgedankte elektrische en elektronische apparaten (WEEE) van toepassing. (Model voor Europa)

### OBSERVERA ANGÅENDE ÅTERVINNING:

Produkts emballage är återvinningsbart och kan återanvändas. Kassera det enligt lokala återvinningsbestämmelser.

När du kasserar enheten ska du göra det i överensstämmelse med lokala regler och bestämmelser. Batterier får absolut inte kastas i soporna eller brännas. Kassera dem enligt lokala bestämmelser för kemiskt avfall. Denna apparat och de tillbehör som levereras med den uppfyller gällande WEEE-direktiv, med undantag av batterierna. (För modellen för Europeisk)

### ПРИМЕЧАНИЕ О ПЕРЕРАБОТКЕ:

Упаковочный материал данного продукта может быть переработан и повторно использован. Пожалуйста, сортируйте материалы в соответствии с местными требованиями переработки.

При утилизации определенных блоков соблюдайте местные правила утилизации. Не выбрасывайте и не сжигайте батарейки, соблюдайте местные правила утилизации химических отходов. Данный продукт и аксессуары в упаковке соответствуют директиве WEEE, исключая батарейки. (Для европейской модели)

### INFORMACJE DOTYCZĄCE RECYKLINGU:

Opakowanie urządzenia zostało wykonane z materiałów nadających się do wtórnego przetworzenia. Utylizację wszelkich materiałów należy przeprowadzić zgodnie z obowiązującymi lokalnymi przepisami dotyczącymi recyklingu.

Urządzenie należy zutylizować zgodnie z lokalnymi przepisami. Baterii nie wolno wyrzucać do śmieci lub palić. Należy je zutylizować zgodnie z obowiązującymi zasadami dotyczącymi utylizacji baterii. Niniejszy produkt oraz dostarczone wraz z nim akcesoria (oprócz baterii) stanowią właściwy produkt, zgodnie z dyrektywą WEEE. (Dla modeli Europejskich)



Pb

**•Declaration of conformity**

We declare under our sole responsibility that this product, to which this declaration relates, is in conformity with the following standards:

EN55013, EN55020.

Following the provisions of 2004/108/EC Directive. (For Europe model)

**•Konformitätserklärung**

Wir erklären unter unserer Verantwortung, daß dieses Produkt, auf das sich diese Erklärung bezieht, den folgenden Standards entspricht:

EN55013, EN55020.

Entspricht den Verordnungen der Direktive 2004/108/EC. (Für Modelle inden Europe)

**•Déclaration de conformité**

Nous déclarons sous notre seule responsabilité que l'appareil, auquel se réfère cette déclaration, est conforme aux standards suivants:

EN55013, EN55020.

D'après les dispositions de la Directive 2004/108/EC. (Pour le modèle des Europe)

**•Dichiarazione di conformità**

Dichiariamo con piena responsabilità che questo prodotto, al quale la nostra dichiarazione si riferisce, è conforme alle seguenti normative:

EN55013, EN55020.

In conformità con le condizioni delle direttive 2004/108/EC. (Per modelli di Europa)

**•Declaración de conformidad**

Declaramos bajo nuestra exclusiva responsabilidad que este producto al que hace referencia esta declaración, está conforme con los siguientes estándares:

EN55013, EN55020.

Siguiendo las provisiones de las Directivas 2004/108/EC. (Para el modelode Europeo)

**•Konformiteitsverklaring**

Wij verklaren uitsluitend op onze verantwoordelijkheid dat dit produkt, waarop deze verklaring betrekking heeft, in overeenstemming is met de volgende normen:

EN55013, EN55020.

Volgens de bepalingen van de Richtlijnen 2004/108/EC. (Model voor Europa)

**•Konformitetsintyg**

Härmed intygas helt på eget ansvar att denna produkt, vilken detta intyg avser, uppfyller följande standarder:

EN55013, EN55020.

Enligt stadgarna i direktiv 2004/108/EC. (För modellen för Europeisk)

**•Декларация о соответствии**

Со всей единоличной ответственностью заявляем, что изделие, к которому относится данная декларация, полностью соответствует следующим стандартам:

EN55013, EN55020.

Удовлетворяет положениям директивы 2004/108/EC. (Для европейской модели)

**•Deklaracja zgodności**

Oświadczamy, pod naszą wyłączną odpowiedzialnością, że produkt ten, do którego deklaracja się odnosi spełnia następujące standardy:

EN55013, EN55020.

Spełnia postanowienia Dyrektywy 2004/108/EC. (Dla modeli Europejskich)

**Caution on handling**

- Be sure to hold the plug when unplugging the cable.
- **Do not place undue stress on the cable, as this can result in wire disconnection or damage.** Observe the following for correct usage.
  - **Do not pull the cable unduly.**
  - Do not fold the cable.
  - When connected to a portable device, do not leave the portable device hanging.
  - Do not wind onto the AH-NC600 or portable devices.
- If you leave a connected portable device hanging, it may become disconnected and fall. Take care as DENON does not guarantee portable devices.
- Metal parts will touch your skin. People with allergies to metal should not use these headphones. If you feel that the headphones irritate your skin, stop using them and contact a physician or your store of purchase for advice.
- Always keep the headphones (particularly the ear pieces) clean. If they are dirty, this may reduce their performance. Use a soft cloth to gently wipe off the dirt.
- Do not use benzene, thinners, or other organic solvents or insecticides on the main unit since they may cause a change in quality or color.
- The headphones have a structure by which the sound tends to leak out if the volume is too high. Be considerate of others.
- The ear pieces may deteriorate after extended usage or storage.
- Do not expose to high temperatures.
- Do not expose to direct sunlight. Pay particular care with the inside of cars in hot weather. The components may be warped or damaged by high temperatures.

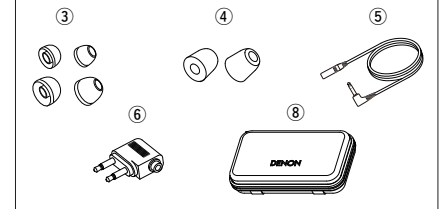
**Safety precautions**

- Listening at high volumes that irritate your ears can have a negative influence on your hearing.
- Do not use headphones while driving a bicycle, motorcycle or automobile. Doing so could lead to accidents.
- When using headphones, for safety keep the volume to a level at which surrounding sounds can be heard.
- Do not put in water or dampen.
- Do not place heavy objects on, heat, or pull on the headphones. Doing so could damage or deform them.

**Accessories**

Check that the following parts are attached in addition to the main unit:

① Owner's Manual .....	1
② Service station list .....	1
③ Ear pieces (S/L size).....	2 pcs. / 1 size
(M size ear pieces are pre-fitted on the headphones.)	
④ Foam ear pieces.....	2
⑤ Extension cable (Cable length 0.8 m).....	1
⑥ Conversion plug for aircraft use.....	1
⑦ R03/AAA battery.....	1
⑧ Carrying case.....	1

**Features**

- **Reduces ambient noise by 99%\***
- **Compressed Audio Restorer improves the fidelity from your portable audio player**
- **Radial Cascade Damper reduces cable transmitted vibration noise**
- **Acoustic Optimizer and 13.5 mm driver for clear, dynamic sound**
- **Ergonomic In-ear design for the best fit and increased comfort**

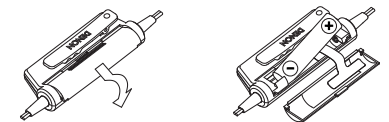
\*: Noise energy ratio in the range reaching the ears when the AH-NC600 is mounted and when it is not mounted. Noise within the audible range (20 ~ 20,000 Hz) is reduced an average of 99% thanks to the sound isolating effect of the newly developed ear piece and the generation of a noise canceling signal.

\*: May differ according to a wearing condition.

**Inserting the battery**

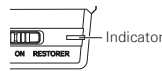
Leave the AH-NC600 power off.

1. Slide the rear lid in the direction of the arrow and remove it.
2. Load the battery properly as indicated by the marks in the battery compartment.
3. Put the rear cover back on.



### Dry battery replacement period

When the battery wears down, the indicator will turn off or flash. Replace the old battery with a new one.



### Dry battery duration

When using an alkaline dry battery, the duration is approximately 60 hours.

This varies with the conditions of use.

### Cautions on the battery

- Be sure to turn the AH-NC600's power switch off when replacing the battery.
- Use a R03/AAA alkaline battery in the AH-NC600. Using other batteries may result in a shorter operating time.
- Use a new battery. Using an old battery may result in an extremely short operating time.
- The included battery is only meant for checking operation.
- Do not attempt to recharge the battery.
- Doing so could result in damage or leakage of battery fluid. Also do not heat or disassemble the battery or dispose of it in flames or water.
- Remove the battery when not using the AH-NC600 for extended periods of time.
- If the battery fluid should leak, carefully wipe the fluid off the inside of the battery compartment and insert new batteries.

### Using the headphones

#### Preparations

#### About the ear pieces

Foam type: Material offering a good fit in the ear and little affected by surrounding noise.



Regular type: Material little affected by sweat or fat. Select the ear pieces providing the best fit from among three sizes: S, M and L.



#### NOTE:

- Fit the ear pieces securely on the nozzle of the headphones.
- Choose ear pieces that fit in your ear. If the ear pieces do not fit properly, the noise cancellation effect will be weak, the sound will leak out or the bass will not be audible.
- The ear pieces may deteriorate after long term of use or storage.

#### About foam type ear pieces

##### Mounting

Pinch the tip of the ear piece and attach it to the headphone's nozzle while turning.

#### NOTE:

- Do not scratch the ear pieces with your nails. Doing so may cause tears in the surface of the ear piece.
- The ear pieces crush when pinched, but return to their original size after 15 to 30 seconds.
- Do not let Foam type ear pieces get wet. Moisture will accelerate their deterioration.


##### Putting on

- Pinch the tip of the ear piece then insert it into your ear.
- The ear piece swells to fit the shape of your ear canal.



#### About the left/right marks (L/R)

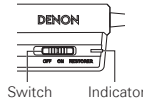
Check the left/right markings on the headphones, then insert them so that they fit snugly inside your ear, the one marked "R" in your right ear, the one marked "L" in your left ear.



#### Listening to audio

First minimize the volume of the playback device.

1. Connect the plug to the playback device.
2. Turn on the power of the playback device and start playback.
3. Turn on the power.
  - The noise cancellation function turns on and the indicator lights blue.



#### NOTE:

- If the indicator does not light or flashes when the power is turned on, the battery is worn. Replace it with a new battery.
- Be sure to turn the power off after use.
- You may not be able to use with some portable and other devices equipped with a digital amplifier.

With the AH-NC600 power switched off, you can use as normal headphones.

#### About the RESTORER function

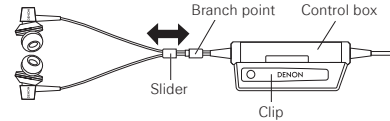
Such compressed audio formats as MP3, WMA (Windows Media Audio) and MPEG-4 AAC reduce the amount of data by eliminating signal components that are hard for the human ear to hear. The RESTORER function generates the signals eliminated upon compression, restoring the sound to conditions near those of the original sound before compression.

##### Operations

- Set the switch to "RESTORER".
  - The noise cancellation function and the restorer function turn on, and the indicator lights white.

#### Handling the cords

- Adjust the position of the slider to take up any slack in the right and left cables.
- Use the clip to fasten the control box to a pocket on your clothes, etc.



#### About using on planes

When listening to service music on an aircraft, use the included conversion plug for aircraft use.

#### NOTE:

- You may not be able to use the included conversion plug for aircraft use, depending on the aircraft.
- Do not use the AH-NC600 when use of electronic devices is prohibited on board or when using the on-board music service with your personal headphones is prohibited.

#### Troubleshooting

##### 1. Is the set being operated as described in the owner's manual?

If this unit does not operate properly, check the items listed in the table below. Should the problem persist, there may be a malfunction. In this case, contact your store of purchase.

Symptom	Cause	Countermeasure
No sound emitted.	<ul style="list-style-type: none"> <li>• Connecting cable not connected to playback device. Or connection is defective.</li> <li>• Connected device does not operate.</li> <li>• Connected device volume is low.</li> <li>• The switch is set to on or "RESTORER" though no battery is loaded or the loaded battery is spent.</li> </ul>	<ul style="list-style-type: none"> <li>• Check that the plug is fully inserted.</li> <li>• Turn on the power of the connected device, and play.</li> <li>• Gradually increase the volume of the connected device.</li> <li>• Replace with new batteries.</li> </ul>
Sound is distorted.	<ul style="list-style-type: none"> <li>• Connected device volume is too high.</li> <li>• Batteries are worn.</li> </ul>	<ul style="list-style-type: none"> <li>• Decrease the volume of the connected device.</li> <li>• Replace with new batteries.</li> </ul>
No noise canceling effect.	<ul style="list-style-type: none"> <li>• Batteries are worn.</li> <li>• AH-NC600 power is off.</li> <li>• The batteries are not inserted in the proper direction, as indicated by the polarity marks in the battery compartment.</li> </ul>	<ul style="list-style-type: none"> <li>• Replace with new batteries.</li> <li>• Turn the AH-NC600 power on.</li> <li>• Insert the batteries in the proper direction, following the polarity marks in the battery compartment.</li> </ul>
Noise can be heard.	<ul style="list-style-type: none"> <li>• Batteries are worn.</li> <li>• Mobile phone or other electronic device is nearby.</li> </ul>	<ul style="list-style-type: none"> <li>• Replace with new batteries.</li> <li>• Move the electronic device away.</li> </ul>
There is no RESTORER effect.	<ul style="list-style-type: none"> <li>• The RESTORER function is turned off.</li> <li>• Batteries are worn.</li> <li>• The batteries are not inserted in the proper direction, as indicated by the polarity marks in the battery compartment.</li> </ul>	<ul style="list-style-type: none"> <li>• Turn it on.</li> <li>• Replace with new batteries.</li> <li>• Insert the batteries in the proper direction, following the polarity marks in the battery compartment.</li> </ul>

#### Specifications

- **Type:** Dynamic type
- **Drive units:** Ø 13.5 mm
- **Input impedance:** 16 Ω/ohms (With power off)  
70 Ω/ohms (With power on)
- **Sensitivity:** 112 dB/mW (With power on)
- **Maximum input:** 100 mW
- **Playback frequencies:** 5 ~ 25,000 Hz
- **Weight:** 26 g (Not including battery)
- **Cable length:** 1.1 m (Including control box)
- **Plug:** Ø 3.5 mm gold-plated stereo mini plug

\* For improvement purposes, specifications and design are subject to change without notice.

## Free Manuals Download Website

<http://myh66.com>

<http://usermanuals.us>

<http://www.somanuals.com>

<http://www.4manuals.cc>

<http://www.manual-lib.com>

<http://www.404manual.com>

<http://www.luxmanual.com>

<http://aubethermostatmanual.com>

Golf course search by state

<http://golfingnear.com>

Email search by domain

<http://emailbydomain.com>

Auto manuals search

<http://auto.somanuals.com>

TV manuals search

<http://tv.somanuals.com>