



Features

- **X/Y stereo microphone with unique pivoting electret condenser capsules for ultimate flexibility**
- **Provides the spatial impact and realism of a live sound field**
- **Battery operation allows use with most recording devices**
- **Switchable low-frequency roll-off minimizes pickup of unwanted low-frequency noise**
- **User-selectable 90° or 120° stereo operation for narrow or wide pickup patterns**
- **Ideal for general stereo recording and field sound capture**
- **Excellent channel separation**
- **Included fuzzy windscreens offers excellent wind protection**

Description

The AT2022 is a condenser microphone designed for stereo recording. Two unidirectional condenser capsules in an X/Y configuration pivot to allow for 90° (narrow) or 120° (wide) stereo operation for extremely versatile pickup. The capsules also fold flat for storage and transportation. It is designed for general stereo recording and field sound capture.

The microphone requires a 1.5V AA battery for operation.

The microphone includes a 0.5 m (1.6') cable terminating in a 3-pin XLR-type connector and a 3.5 mm (1/8") TRS connector. The output of the microphone is a 3-pin XLRM-type connector.

A switch permits choice of off, on/flat response or on/low-roll-off (via integral high-pass filter) to help control undesired ambient noise.

The microphone is enclosed in a rugged housing. The included AT8405a stand clamp permits mounting on any microphone stand with 5/8"-27 threads. A fuzzy windscreens, a battery and a soft protective pouch are also included.

Operation and Maintenance

The AT2022 is designed for battery operation only; install the battery before attempting use. **WARNING:** Do not attempt to use when phantom power is present. Possible damage to the microphone may result. (Please note, however, that the presence of a bias voltage – from a portable recording device, for example – is acceptable and will not harm the microphone.)

Battery installation: Unscrew the lower section of the microphone body to reveal the battery compartment. Insert a fresh 1.5V AA battery in the handle compartment ("+" end up), then reassemble the microphone.

Alkaline batteries are recommended for longest life. Remove the battery during long-term storage.

Output for each stereo channel is low impedance (Lo-Z) unbalanced. The unbalanced signals appear across Pin 2 for the left channel and Pin 3 for the right channel. Pin 1 is ground (shield) for both channels. Output is "Pins 2 and 3 hot" – positive acoustic pressure produces positive voltage at Pins 2 and 3.

For correct left-right stereo orientation, position the microphone so the word "UP" is facing the ceiling. Locating the microphone nearer the sound source enhances the apparent width of the stereo image, while decreasing room ambience. Moving away from the sound source will result in a narrower stereo image and more room sound.

There are 90° and 120° indicators on the bottom side of the microphone pivot. To select 90° (narrow) X/Y operation, rotate each element to align the mark on the pivoting element's base with the 90° notched indicator. To select 120° (wide) X/Y operation, rotate each element to align the mark on the pivoting element's base with the 120° notched indicator. For travel and storage, fold each element flat, perpendicular to the handle.

An integral 150 Hz low-cut filter provides easy switching from a flat frequency response to a low-end roll-off. The roll-off position reduces the pickup of low-frequency ambient noise (such as traffic, air-handling systems, etc.), room reverberation and mechanically coupled vibrations. To engage the low-cut filter, slide the switch toward L-CUT. For a flat frequency response, slide the switch toward FLAT.

Turn the microphone on by selecting either the L-CUT or FLAT setting. Turn the microphone off when not in use.

Avoid leaving the microphone in the open sun or in areas where temperatures exceed 110° F (43° C) for extended periods. Extremely high humidity should also be avoided.

To reduce the environmental impact of a multi-language printed document, product information is available online at www.audio-technica.com in a selection of languages.

Afin de réduire l'impact sur l'environnement de l'impression de plusieurs, les informations concernant les produits sont disponibles sur le site www.audio-technica.com dans une large sélection de langues.

Para reducir el impacto al medioambiente, y reducir la producción de documentos en varios leguajes, información de nuestros productos están disponibles en nuestra página del Internet: www.audio-technica.com.

Para reduzir o impacto ecológico de um documento impresso de várias linguas, a Audio-Technica providência as informações dos seus produtos em diversas linguas na www.audio-technica.com.

Per evitare l'impatto ambientale che la stampa di questo documento determinerebbe, le informazioni sui prodotti sono disponibili online in diverse lingue sul sito www.audio-technica.com.

Der Umwelt zuliebe finden Sie die Produktinformationen in deutscher Sprache und weiteren Sprachen auf unserer Homepage: www.audio-technica.com.

Om de gevolgen van een gedrukte meertalige handleiding op het milieu te verkleinen, is productinformatie in verschillende talen "on-line" beschikbaar op: www.audio-technica.com.

本公司基於環保理由將減少多語言文件印刷，陸續產品訊息可在 www.audio-technica.com 的官方網頁上選擇語言與瀏覽。

本公司基於環保理由將減少多語言文件印刷，陸續產品訊息可在 www.audio-technica.com 的官方網頁上選擇語言與瀏覽。

자원절약, 환경보호를 위해 국문 사용 설명서는 인쇄하지 않았습니다.
제품정보는 www.audio-technica.com 에서 원하는 언어 선택 후에 다운로드 받으실 수 있습니다.

Specifications

Elements	Fixed-charge back plate, permanently polarized condenser
Polar pattern	X/Y Stereo
Frequency response	20–20,000 Hz
Low frequency roll-off	150 Hz, 6 dB/octave
Open circuit sensitivity	-41 dB (8.9 mV) re 1V at 1 Pa
Channel balance	<2.5 dB
Impedance	200 ohms
Maximum input sound level	122 dB SPL, 1 kHz at 1% T.H.D.
Dynamic range (typical)	103 dB, 1 kHz at Max SPL
Signal-to-noise ratio¹	75 dB, 1 kHz at 1 Pa
Battery type	1.5V AA/UM3 WARNING: The AT2022 is designed for battery operation only. Do not attempt to use when phantom power is present. Possible damage to the microphone may result.
Battery current / life	1.2 mA / 500 hours typical (alkaline)
Switch	Off, on/flat, on/roll-off
Weight (less cable and accessories)	270 g (9.5 oz)
Dimensions	192.0 mm (7.56") long, 65.0 mm (2.56") maximum head diameter, 21.0 mm (0.83") body diameter
Output connector	Integral 3-pin XLRM-type
Cable	0.5 m (1.6') long, 3 conductor, shielded, vinyl-jacketed stereo cable with 3-pin XLRF-type connector at microphone end and 3.5 mm (1/8") TRS connector at output end
Audio-Technica case style	S14
Accessories furnished	AT8405a stand clamp for 5/8"-27 threaded stands; fuzzy windscreen; battery; soft protective pouch

In the interest of standards development, A.T.U.S. offers full details on its test methods to other industry professionals on request.

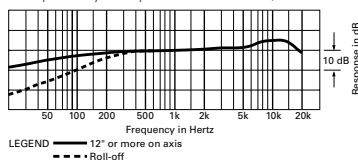
1 Pascal = 10 dynes/cm² = 10 microbars = 94 dB SPL

¹ Typical, A-weighted, using Audio Precision System One.

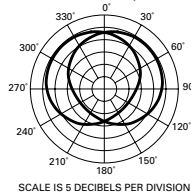
Specifications are subject to change without notice.



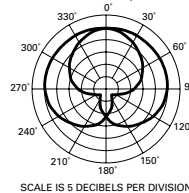
frequency response: 20–20,000 Hz



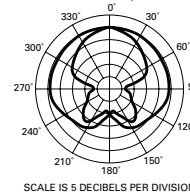
polar pattern (200 Hz in 90° position)



polar pattern (1 kHz in 90° position)



polar pattern (8 kHz in 90° position)



Audio-Technica U.S., Inc., 1221 Commerce Drive, Stow, Ohio 44224
Audio-Technica Limited, Old Lane, Leeds LS11 8AG England
©2011 Audio-Technica U.S., Inc. audio-technica.com

Free Manuals Download Website

<http://myh66.com>

<http://usermanuals.us>

<http://www.somanuals.com>

<http://www.4manuals.cc>

<http://www.manual-lib.com>

<http://www.404manual.com>

<http://www.luxmanual.com>

<http://aubethermostatmanual.com>

Golf course search by state

<http://golfingnear.com>

Email search by domain

<http://emailbydomain.com>

Auto manuals search

<http://auto.somanuals.com>

TV manuals search

<http://tv.somanuals.com>