



©AMERIPHONE products are manufactured by Walker,  
a Division of Plantronics, Inc.  
12082 Western Avenue, Garden Grove, CA 92841  
(800) 874-3005 VOICE • (800) 772-2889 TTY/TDD  
(714) 897-4703 FAX  
email: [ameriphonecs@plantronics.com](mailto:ameriphonecs@plantronics.com)  
website: [www.ameriphone.com](http://www.ameriphone.com)



# CALL ALERT

## MODEL CA-100 & CA-200



# Users' Guide

# Table Of Contents

Safety Instructions . . . . .	1
Operating Instructions . . . . .	7
Installation . . . . .	9
Specifications . . . . .	13
Regulatory Compliance . . . . .	14
Warranty . . . . .	21
Your Satisfaction . . . . .	23

## Important Safety Instructions

When using your CA-100/200 Call Alert, basic safety precautions should always be followed to reduce the risk of fire, electric shock and persons including the following:

1. Read and understand all instructions.
2. Follow all warnings and instruction marked on the CA-100/200 Call Alert.
3. Do not use this CA-100/200 Call Alert near a bathtub, wash basin, kitchen sink or laundry tub, in a wet basement, near a swimming pool or anywhere else there is water.
4. Avoid using a telephone (other than a cordless type) during a storm. There may be a remote risk of electrical shock from lightning.
5. Do not use the telephone to report a gas leak in the vicinity of the leak.
6. Unplug the CA-100/200 Call Alert from the wall outlets before cleaning. Do not use liquid cleaners or aerosol cleaners on the product.

Use a damp cloth for cleaning.

7. Place this ringer on a stable surface. Serious damage and/or injury may result if the telephone falls.
8. Do not cover the slots and openings on this product. It should never be placed near or over a radiator or heat register. It should not be placed in a built-in installation unless proper ventilation is provided.
9. Operate this product using the electrical voltage as stated on the base unit or the owner's manual. If you are not sure of the voltage in your home, consult your dealer or local power company.
10. Do not place anything on the power cord. Install the product where no one will step or trip on the cord.
11. Do not overload wall outlets or extension cords as this can increase the risk of fire or electrical shock.
12. Never push any objects through the slots in the product. They can touch

dangerous voltage points or short out parts that could result in a risk of fire or electrical shock. Never spill liquid of any kind on the product.

13. To reduce the risk of electrical shock, do not take this product apart. Opening or removing covers may expose you to dangerous voltages or other risks. Incorrect reassembly can cause electric shock when the product is subsequently used.
14. Unplug this product from the wall outlets and refer servicing to the manufacturer under the following conditions:
  - A. When the power supply cord or plug is frayed or damaged.
  - B. If liquid has been spilled into the product.
  - C. If the product has been exposed to rain or water.
  - D. If the product does not operate normally by following the operating instructions. Adjust only those controls that are covered by the operating

instructions. Improper adjustment may require extensive work by a qualified technician to restore the product to normal operation.

- E. If the ringer has been dropped or the case has been damaged.
  - F. If the product exhibits a distinct change in performance.
15. Never install telephone wiring during a lightning storm.
  16. Never install telephone jacks in wet locations unless the jack is specifically designed for wet locations.
  17. Never touch uninsulated telephone wires or terminals unless the telephone line has been disconnected at the network interface.
  18. Use caution when installing or modifying telephone lines.
  19. Use only the power cord and batteries indicated in this manual. Do not dispose of batteries in a fire. They

may explode. Check with local codes for possible special disposal instructions.

## **ADDITIONAL SAFETY NOTES FOR CANADIAN USERS**

The following items are included as part of the CS-03 Requirements. The standard connecting arrangement for the equipment is CA11A. This product meets the applicable Industry Canada technical specifications.

**NOTICE:** The Canadian Department of Communications label identifies certified equipment. This certification means that the equipment meets certain telecommunications network protective operational and safety requirements. The Department does not guarantee that the equipment will operate to the user's satisfaction. Before installing this equipment, users should ensure that it is permissible to be connected to the facilities of the local



telecommunications company. The equipment must also be installed using an acceptable method of connection. In some cases, the company's inside wiring associated with a single line individual service may be extended by means of a certified connector assembly (telephone extension cord). The customer should be aware that compliance with the above conditions may not prevent degradation of service in some situations. Repairs to certified equipment should be made by an authorized Canadian maintenance facility designated by the supplier. Any repairs or alterations made by the user to this equipment, or equipment malfunctions, may give the telecommunications company cause to request the user disconnect the equipment.

## Operating Instructions

Thank you for selecting this product from Ameriphone. Your Call Alert is manufactured to exact performance, durability and quality standards to provide you years of convenient and trouble free service.

Please read this guide before connecting or using your Call Alert and retain this guide for future reference.


## CA-200 ONLY

The Call Alert CA-200 comes as a Master Unit and a Remote Unit (each sold separately). The Master Unit must be connected to a phone line. When the phone rings, the Master Unit will flash a connected lamp to let you know that your phone is ringing; at the same time it sends out a carrier signal (through the electrical wiring in your home) to the Remote Unit. The Remote Unit picks up the carrier signal and flashes its connected lamp. The Master Unit can operate and function with a Master Unit. Up to three Remote Units can be used with a Master Unit.

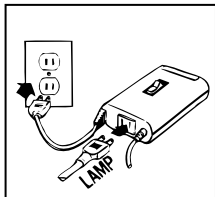
## Installation

### CA-100 or CA-200M - MASTER UNIT


1. A lamp is required to be connected to the Call Alert as a signaler. Use a light bulb that is 300 watts or less. Before connecting the lamp to the Call Alert, turn the lamp on.



2. Unplug the lamp from the wall outlet, and plug the lamp into the Call Alert.

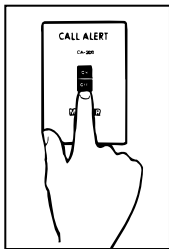


3. Plug the T-adapter into the wall phone outlet and plug the phone cord of the Call



Alert into one of the adapter outlets. Then plug the cord of your telephone into the other outlet.


4. Use the switch on the top of the Call Alert to operate your lamp. The lamp will flash whenever your telephone rings whether the switch is in the On or Off position.



## CA-200RX - REMOTE UNIT

1. A lamp is required to be connected to the Call Alert as a signaler. Use a light bulb that is 300 watts or less. Before connecting the lamp to the Call Alert, turn the lamp on.

2. Unplug the lamp from the wall outlet, and plug the lamp into the Call Alert 200-RX unit.



3. Use the switch at the top of the Call Alert to operate your lamp. The lamp will flash whenever your telephone rings whether the switch is in the On or Off position.

## Specifications

### MASTER UNIT

Maximum Load: 300 watts @ 110 VAC

Max. loop length: 1400 ohms

Ringing Voltages: 53-120 RMS

On-Hook Leakage current:

5 micro-amps max. @ 53 volts

Tip & Ring DC Voltage: 53 volts max.

Operating Temperature: 40° to 100°F

Output carrier signal frequency: 100 KHz  
(other frequencies available from factory).

### REMOTE UNIT

Maximum load: 300 watts @ 110 VAC

Operating Temperature: 40° to 100°F

Output carrier signal frequency: 100 KHz  
(other frequencies available from factory).



# Regulatory Compliance

## CA-100 & CA-200 MASTER UNIT ONLY

### Part 68 of FCC Rules Information

This equipment complies with Part 68 of the FCC rules. On the bottom of this equipment is a label that contains, among other information, the FCC registration number and ringer equivalence number (REN) for this equipment. If requested, this information must be provided to the telephone company.

A plug and jack used to connect this equipment to the premises wiring and telephone network must comply with the applicable FCC Part 68 rules and requirements adopted by the ACTA. A compliant telephone cord and modular plug, RJ11 USOC, is provided with this product. It is designed to be connected to a compatible modular jack that is also compliant. See

installation instructions for details. The REN is used to determine the number of devices that may be connected to a telephone line. Excessive RENs on a telephone line may result in the devices not ringing in response to an incoming call. In most but not all areas, the sum of RENs should not exceed five (5.0). To be certain of the number of devices that may be connected to a line, as determined by the total RENs, contact the local telephone company. For products approved after July 23, 2001, the REN for this product is part of the product identifier that has the format US:AAAEQ##TXXXX. The digits represented by ## are the REN without a decimal point (e.g., 03 is a REN of 0.3). For earlier products, the REN is separately shown on the label.

If this product, the CA100/200 Call Alert causes harm to the telephone network, the telephone company will notify you in advance that temporary discontinuance of service may be required. But if advance notice isn't practical, the

telephone company will notify the customer as soon as possible. Also, you will be advised of your right to file a complaint with the FCC if you believe it is necessary. The telephone company may make changes in its facilities, equipment, operations or procedures that could affect the operation of the equipment. If this happens the telephone company will provide advance notice in order for you to make necessary modifications to maintain uninterrupted service.

If trouble is experienced with this product, for repair or warranty information, please contact Walker / Ameriphone, 1-800-874-3005. If the equipment is causing harm to the telephone network, the telephone company may request that you disconnect the equipment until the problem is resolved.

**DO NOT DISASSEMBLE THIS EQUIPMENT.**

This telephone equipment is not intended to be repaired and it contains no repairable parts. Opening the equipment or any attempt to perform repairs will void the warranty. For service or repairs, call 1-800-874-3005.

Connection to party line service is subject to state tariffs. Contact the state public utility commission, public service commission or corporation commission for information.

If your home has specially wired alarm equipment connected to the telephone line, ensure the installation of this telephone equipment does not disable your alarm equipment. If you have questions about what will disable alarm equipment, consult your telephone company or a qualified installer. This telephone equipment is hearing aid compatible.

We recommend the installation of an AC surge arrester in the AC outlet to which this equipment

is connected. The telephone companies report that electrical surges, typically lightning transients, are very destructive to customer terminal equipment connected to AC power sources.

### **Customer-Owned Coin/Credit Card Phones:**

To comply with state tariffs, the telephone company must be given notification prior to connection. In some states, the state public utility commission, public service commission or corporation commission must give prior approval of connection.

## CA-100 , CA-200 MASTER UNIT & CA-200RX

### Part 15 of FCC Rules Information

This device complies with part 15 of the FCC Rules. Operation is subject to the following two conditions: (1) This device may not cause harmful interference, and (2) this device must accept any interference received, including interference that may cause undesired operation.

Your telephone equipment has been tested and found to comply with the limits of a Class B digital device, pursuant to Part 15 of FCC rules. These limits are designed to provide reasonable protection against harmful interference in residential installation.

This equipment generates, uses, and can radiate radio frequency energy and, if not installed and used in accordance with the

instructions, may cause harmful interference to radio communications. However, there is no guarantee that interference will not occur in a particular installation; if this equipment does cause harmful interference to radio or television reception, which can be determined by turning the equipment off and on, you are encouraged to try to correct the interference by one of the following measures:

Where it can be done safely, reorient the receiving television or radio antenna. To the extent possible, relocate the television, radio or other receiver with respect to the telephone equipment. (This increases the separation between the telephone equipment and the receiver.)

Connect the telephone equipment into an outlet on a circuit different from that to which the television, radio, or other receiver

is connected.

Consult the dealer or an experienced radio/TV technician for help.

**CAUTION:** Changes or modifications not expressly approved by the manufacturer could void the user's authority to operate the equipment.

#### THE PARTY RESPONSIBLE FOR PRODUCT COMPLIANCE

Ameriphone Products by Walker,  
A Division of Plantronics, Inc.  
12082 Western Avenue  
Garden Grove, CA 92841  
Telephone: 800-874-3005



## Industry Canada Technical Specifications

**This product meets the applicable Industry Canada technical specifications.**

Before installing this equipment, users should ensure that it is permissible to be connected to the facilities of the local telecommunications company. The equipment must also be installed using an acceptable method of connection. In some cases, the company's inside wiring associated with a single line individual service may be extended by means of a certified connector assembly (telephone extension cord). The customer should be aware that compliance with the above conditions may not prevent degradation of service in some situations.

Repairs to certified equipment should be made by an authorized Canadian maintenance facility designated by the supplier. Any repairs or alterations made by the user to this equipment, or equipment malfunctions, may give the

telecommunications company cause to request the user to disconnect the equipment.

Users should ensure for their own protection that the electrical ground connections of the power utility, telephone lines and internal metallic water pipe system, if present, are connected together. This precaution may be particularly important in rural areas.

**Caution:** Users should not attempt to make such connections themselves, but should contact the appropriate electric inspection authority, or electrician, as appropriate.

**The Ringer Equivalence Number is an indication of the maximum number of terminals allowed to be connected to a telephone interface. The termination on an interface may consist of any combination of devices subject only to the requirement that the sum of the Ringer Equivalence Numbers of all the devices does not exceed five.**

*[The term "IC:" before the certification/registration number only signifies that the Industry Canada technical specifications were met.]*

## Warranty

Ameriphone will repair or replace your Call Alert for one year from the date of purchase if the unit is defective in workmanship or materials. Proof of purchase is required. All applicable implied warranties, including the implied warranty of merchantability and fitness for a particular purpose, given to you by law are hereby limited in duration of this warranty. UNDER NO CIRCUMSTANCES WILL AMERIPHONE BE LIABLE FOR ANY INCIDENTAL OR CONSEQUENTIAL DAMAGES.

You may also have other warranty rights which vary from state to state.

## **OUT OF WARRANTY SERVICE:**

After the one year warranty period Ameriphone will repair or replace parts for your unit at a minimal charge. Contact our service department for details.

## Your Satisfaction

Your satisfaction with our product is very important to us. We would like to know what you like and what you don't like about this product and what we can do to make this even more beneficial to you. Please give us your comments by calling our Customer Service Department toll free at (800) 874-3005 VOICE, or (800) 772-2889 TTY. We value your comments and thank you again.

## Free Manuals Download Website

<http://myh66.com>

<http://usermanuals.us>

<http://www.somanuals.com>

<http://www.4manuals.cc>

<http://www.manual-lib.com>

<http://www.404manual.com>

<http://www.luxmanual.com>

<http://aubethermostatmanual.com>

Golf course search by state

<http://golfingnear.com>

Email search by domain

<http://emailbydomain.com>

Auto manuals search

<http://auto.somanuals.com>

TV manuals search

<http://tv.somanuals.com>