



user **manual** guide de l'utilisateur

ARS13

Made for



iPod



iPhone



iPad

Conçu pour



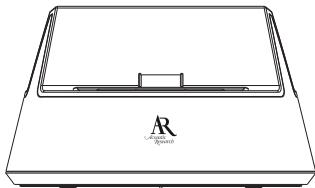
iPod



iPhone



iPad

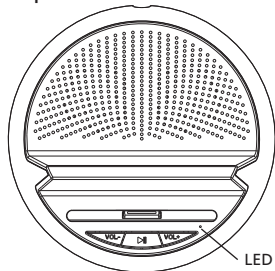


EN/F

It is important to read this user manual prior to using your new product for the first time.
Nous vous recommandons de lire ce manuel avant d'utiliser votre nouveau produit pour la première fois.

General controls

Top view

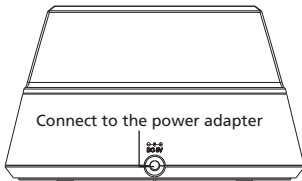


DII – Press or press and hold to turn on the unit; press and hold to turn off the unit

VOL-/VOL+ – Press to decrease or increase volume

LED – Turns red when the unit is turned on

Rear view



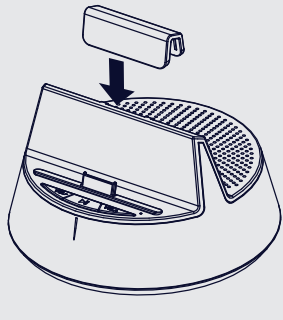
iPad/iPhone/iPod

Listening to iPad/iPhone/iPod

To connect iPad/iPhone/iPod:

Place your iPad/iPhone/iPod on the universal dock for iPad/iPhone/iPod.

When docking some Apple devices it may be beneficial to utilize the included sleeve. The sleeve is removable so that you may dock different generations of iPad as needed. This sleeve will help to alleviate the stress on the connector found when using some devices.



To start playback:

- Press or press and hold **DII** to turn on the unit. The red LED will light.
- Press **DII** to start playback.

To control playback:

1. During playback, press **DII** to pause the playback and press again to resume.
2. Press **VOL-/VOL+** to adjust volume.

To charge iPad/iPhone/iPod:

Place your iPad/iPhone/iPod on the universal dock for iPad/iPhone/iPod to charge the battery. The LED is not necessary to be lit for charging to take place.

Incoming call alert

When there is an incoming call during iPad/iPhone/iPod music playback, the music station will stop music playback and play the ringtone. Music playback would resume when the phone call is finished.

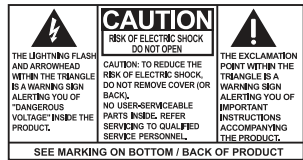
Made for:

- iPad 2 16GB, 32GB, 64GB
- iPad 16GB, 32GB, 64GB
- iPhone 4 16GB, 32GB
- iPhone 3GS 8GB, 16GB, 32GB
- iPhone 3G 8GB, 16GB
- iPhone 4GB, 8GB, 16GB
- iPod touch 4th generation 8GB, 32GB, 64GB
- iPod touch 3rd generation 32GB, 64GB
- iPod touch 2nd generation 8GB, 16GB, 32GB
- iPod touch 1st generation 8GB, 16GB, 32GB
- iPod nano 6th generation 8GB, 16GB
- iPod nano 5th generation 8GB or 16GB
- iPod nano 4th generation (video) 8GB, 16GB
- iPod nano 3rd generation (video) 4GB, 8GB
- iPod nano 2nd generation (aluminum) 2GB, 4GB, 8GB
- iPod nano 1GB, 2GB or 4GB
- iPod mini 4GB, 6GB



IMPORTANT SAFETY INSTRUCTIONS

PLEASE READ AND SAVE THIS FOR FUTURE REFERENCE



WARNING: TO PREVENT FIRE OR ELECTRICAL SHOCK HAZARD, DO NOT EXPOSE THIS PRODUCT TO RAIN OR MOISTURE.

Some of the following information may not apply to your particular product; however, as with any electronic product, precautions should be observed during handling and use.

- Read these instructions.
- Keep these instructions.
- Heed all warnings.
- Follow all instructions.
- Do not use this apparatus near water.
- Clean only with dry cloth.
- Do not block any ventilation openings. Install in accordance with the manufacturer's instructions.
- Do not install near any heat sources such as radiators, heat registers, stoves, or other apparatus (including amplifiers) that produce heat.
- Protect the power cord from being walked on or pinched particularly at plugs, convenience receptacles, and the point where they exit from the apparatus.
- Only use attachments/accessories specified by the manufacturer.

- Use only with the cart, stand, tripod, bracket, or table specified by the manufacturer, or sold with the apparatus. When a cart is used, use caution when moving the cart/apparatus combination to avoid injury from tip-over.
- Unplug this apparatus during lightning storms or when unused for long periods of time.
- Refer all servicing to qualified service personnel. Servicing is required when the apparatus has been damaged in any way, such as power-supply cord or plug is damaged, liquid has been spilled or objects have fallen into the apparatus, the apparatus has been exposed to rain or moisture, does not operate normally, or has been dropped.



Portable Cart Warning

ADDITIONAL SAFETY INFORMATION

- The AC/DC adapter supplied with this product is intended to be correctly oriented in a vertical or floor mount position.
- Do not use unauthorized chargers or power adapters. Use only chargers that came with your product or that is listed in the user's guide.
- Apparatus shall not be exposed to dripping or splashing and no objects filled with liquids, such as vases,

- shall be placed on the apparatus.
- Always leave sufficient space around the product for ventilation. Do not place product in or on a bed, rug, in a bookcase or cabinet that may prevent air flow through vent openings.
- Do not place lighted candles, cigarettes, cigars, etc. on the product.
- Care should be taken so that objects do not fall into the product.
- Do not attempt to disassemble the cabinet. This product does not contain customer serviceable components.
- The marking information is located at the bottom of apparatus.
- To be completely disconnect the power input, the AC/DC adaptor of apparatus shall be disconnected from the mains.
- AC/DC adaptor is a disconnect device. The AC/DC adaptor should not be obstructed OR should be easily accessed during intended use.
- The ventilation should not be impeded by covering the ventilation openings with items such as newspaper, table-cloths, curtains etc.
- Do not use unauthorized chargers or power adapters. Use only chargers that came with your product or that is listed in the user's guide.
- Apparatus shall not be exposed to dripping or splashing and no objects filled with liquids, such as vases,

Electrical power information

AC/DC adaptor:
Input: 100-240 V AC 50/60 Hz, 0.4 A
Output: 5 V DC, 3.0 A

"Made for iPod", "Made for iPhone" and **"Made for iPad"** mean that an electronic accessory has been designed to connect specifically to iPod or iPhone, respectively, and has been certified by the developer to meet Apple performance standards. Apple is not responsible for the operation of this device or its compliance with safety and regulatory standards.

iPad, iPhone, iPod, iPod classic, iPod nano and iPod touch are trademarks of Apple Inc., registered in the U.S. and other countries.

Please note that the use of this accessory with iPod, iPhone or iPad may affect wireless performance.

Acoustic Research is a registered trademark of Audiovox Electronics Corporation.

FCC Information

FCC Information

Note: This equipment has been tested and found to comply with the limits for a Class B digital device, pursuant to Part 15 of FCC Rules. These limits are designed to provide reasonable protection against harmful interference in a residential installation. This equipment generates, uses, and can radiate radio frequency energy and, if not installed and used in accordance with the instructions, may cause harmful interference to radio communications.

However, there is no guarantee that interference will not occur in a particular installation. If this equipment does cause harmful interference to radio or television reception, which can be determined by turning the equipment off and on, the user is encouraged to try to correct the interference by one or more of the following measures:

- Reorient or relocate the receiving antenna.
- Increase the separation between the equipment and receiver.
- Connect the equipment into an outlet on a circuit different from that to which the receiver is connected.
- Consult the dealer or an experienced radio/TV technician for help.


Changes or modifications not expressly approved by Audiovox could void the user's authority to operate the equipment.

This Class B digital apparatus complies with Canadian ICES-003. Cet appareil numérique de la classe B est conforme à la norme NMB-003 du Canada.

Before you begin

Plugging in for power

Connect the supplied power adapter to the unit's Power jack, and connect the other end to a convenient wall outlet.



Warranty information

12 Month Limited Warranty Applies to AR Dock Products

AUDIOVOX ACCESSORIES CORP. (the Company) warrants to the original retail purchaser of this product that should this product or any part thereof, under normal use and conditions, be proven defective in material or workmanship within 12 months from the date of original purchase, such defect(s) will be repaired or replaced with reconditioned product (at the Company's option) without charge for parts and repair labor.

To obtain repair or replacement within the terms of this Warranty, the product is to be delivered with proof of warranty coverage (e.g. dated bill of sale), specification of defect(s), transportation prepaid, to the Company at the address shown below.

This Warranty does not extend to the elimination of externally generated static or noise, to correction of antenna problems, loss/interruptions of broadcast or internet service, to costs incurred for installation, removal or reinstallation of product, to corruptions caused by computer viruses, spyware or other malware, to loss of media, files, data or content, or to damage to tapes, discs, removable memory devices or cards, speakers, accessories, computers, computer peripherals, other media players, home networks or vehicle electrical systems.

This Warranty does not apply to any product or part thereof which, in the opinion of the Company, has suffered or been damaged through alteration, improper installation, mishandling, misuse, neglect, accident, or by removal or defacement of the factory serial number/bar code label(s). THE EXTENT OF THE COMPANY'S LIABILITY UNDER THIS WARRANTY IS LIMITED TO THE REPAIR OR REPLACEMENT PROVIDED ABOVE AND, IN NO EVENT, SHALL THE COMPANY'S LIABILITY EXCEED THE PURCHASE PRICE PAID BY PURCHASER FOR THE PRODUCT.

This Warranty is in lieu of all other express warranties or liabilities. ANY IMPLIED WARRANTIES, INCLUDING ANY IMPLIED WARRANTY OF MERCHANTABILITY, SHALL BE LIMITED TO THE DURATION OF THIS WRITTEN WARRANTY. ANY ACTION FOR BREACH OF ANY WARRANTY HEREUNDER INCLUDING ANY IMPLIED WARRANTY OF MERCHANTABILITY MUST BE BROUGHT WITHIN A PERIOD OF 24 MONTHS FROM DATE OF ORIGINAL PURCHASE. IN NO CASE SHALL THE COMPANY BE LIABLE FOR ANY CONSEQUENTIAL OR INCIDENTAL DAMAGES FOR BREACH OF THIS OR ANY OTHER WARRANTY. No person or representative is authorized to assume for the Company any liability other than expressed herein in connection with the sale of this product.

Some states do not allow limitations on how long an implied warranty lasts or the exclusion or limitation of incidental or consequential damage so the above limitations or exclusions may not apply to you. This Warranty gives you specific legal rights and you may also have other rights which vary from state to state.

Recommendations before returning your product for a warranty claim:

- Properly pack your unit. Include any remotes, memory cards, cables, etc. which were originally provided with the product. However DO NOT return any removable batteries, even if batteries were included with the original purchase. We recommend using the original carton and packing materials. Ship to the address shown below.
- Note that product will be returned with factory default settings. Consumer will be responsible to restore any personal preference settings.

Audiovox Electronics Corp.
Attn: Service Department.
150 Marcus Blvd.
Hauppauge N.Y. 11788

1-800-645-4994

For Canada Customers, please ship to:
Audiovox Return Centre
c/o Genco
6685 Kennedy Road,
Unit#3, Door 16,
Mississauga, Ontario
L5T 3A5

Illustrations contained within this publication are for representation only and subject to change.

The descriptions and characteristics given in this document are given as a general indication and not as a guarantee. In order to provide the highest quality product possible, we reserve the right to make any improvement or modification without prior notice.

Visit <http://store.audiovox.com> to find the best accessories for your products.



For Customer Service
Visit Our Website At
www.acoustic-research.com
Product Information, Photos,
FAQ's, Owner's Manuals

© 2011 Audiovox Accessories Corporation
111 Congressional Blvd., Suite 350
Carmel, IN 46032
Trademark(s) ® Registered
Printed in China

Free Manuals Download Website

<http://myh66.com>

<http://usermanuals.us>

<http://www.somanuals.com>

<http://www.4manuals.cc>

<http://www.manual-lib.com>

<http://www.404manual.com>

<http://www.luxmanual.com>

<http://aubethermostatmanual.com>

Golf course search by state

<http://golfingnear.com>

Email search by domain

<http://emailbydomain.com>

Auto manuals search

<http://auto.somanuals.com>

TV manuals search

<http://tv.somanuals.com>