



find your space®

# Electronic Hook Switch Guide

For Plantronics Wireless Systems



# Electronic Hook Switch Overview

Edited by Foxit PDF Editor  
Copyright (c) by Foxit Software Company, 2004  
For Evaluation Only.



The Plantronics family of wireless headsets are designed to work with a wide range of telephone systems. Plantronics has developed the Electronic Hook Switch (EHS) range to enable customers to answer and end calls away from their desks. This is especially important where the physical design of the telephone does not allow for the use of Plantronics traditional HL10 lifter which also performs this function. This document provides guidance on the current system compatibility for the Electronic Hook Switches. For telephones not listed on this guide refer to the 'Find My Headset' tool on Plantronics.com






## System Compatibility Overview


Manufacturer	Electronic Hookswitch type	Operational Performance				Page No.	Phones Supported
		Ringer Alert	Electronics Hookswitch Controls		Phone		
			Headset	Headset			
Agfeo	AP-1	Yes	Yes	Yes	2	ST30, ST40	
Alcatel	AP-2	Yes	No*	Yes	3	IP Touch 4068, IP Touch 4028, IP Touch 4038, 4029, 4039	
Auerswald	EHS Module	No	Yes	Yes	4	COMfort 1000, COMfort 1200, COMfort 2000 Plus, COMfortel 2500	
Avaya	N/A	Yes	Yes	Yes	5	2420, 4610, 4610SW, 4620, 4620SW, 4621, 4622, 4625, 5420, 5610, 5620, 9620, 9630	
Avaya Tenovis	AEI	Yes	Yes	Yes	6	T3 Classic with Interface Adapter, T3 COMfort with Interface Adapter, TH13, TM13	
Aastra DeTeWe	EHS Module	Yes	Yes	Yes	7	OpenPhone 63, OpenPhone 65	
Funkwerk	AP-1	Yes	Yes	Yes	8	CS290U, CS410, CS410U, IP-S400	
Siemens	AP-1	Yes	Yes	Yes	9	optiPoint 410 with Acoustic Adapter, optiPoint 500 with Acoustic Adapter, optiPoint 600 with Acoustic Module, optiPoint 420 with Acoustic Adapter	
T-Com	AP-1	Yes	Yes	Yes	10	Octophon F20 with Acoustic Adapter, Octophon F30 with Acoustic Adapter, Octophon F40 with Acoustic Adapter, Octophon F50 with Acoustic Adapter, System F900 an F20/F30/F40 with Acoustic Adapter	

\* - In applications where the EHS cannot control the phone, the user should always remember to press the headset call control button to end call, even if the call is terminated by the caller. this will ensure that your headset is available to accept the next incoming call.

For detailed information on what to order and how to set up EHS on each of these systems, please click on table to take you to the appropriate page.

## Order Information

Standalone SKU for use with any Plantronics Wireless system		Avaya Wireless Headsets with integrated EHS			
EHS Type	Part No.	Description	Part No.	Description	Part No.
AP-1/A	36664-01	AWH-65 	36650-14 (Euro) 36650-15 (UK)	AWH450/A (Monaural VT) 	72236-02 (Euro) 72236-03 (UK)
AP-2/A	39361-01	ABT-35 	69506-01 (Euro) 69506-02 (UK)	AWH-460N (Binaural NC) 	72235-02 (Euro) 72235-03 (UK)
AEI	36477-01 (Tenovis branded)	AWH-35 	72238-02 (Euro) 72238-03 (UK)		
AEI P	36477-02 (Plantronics branded)				



EHS modules allow remote call answering.



Voyager™ 510



CS70



CS60



SupraPlus™ Wireless

Plantronics Ltd  
Wootton Bassett, UK  
0800 410014  
+44 (0)1793 842200

Plantronics Ireland  
Citywest Business Campus  
Dublin 24  
Office: +353 (0)1 4693725  
Service ROI: 1800 551 896  
UK: 0800 410014

Plantronics GmbH  
Hürth, Deutschland  
Deutschland: 0800 9323 400  
Österreich: 0800 242 500  
Schweiz: 0800 932 340

Plantronics B.V.  
Hoofddorp, Nederland  
(0)0800 PLANTRONICS  
0800 7526876 (NL)  
0800 7526876 (BE/LUX)

Plantronics Sarl  
Noisy-le-Grand, France  
No Indigo: 0825 0825 99  
0,15 € TTC/mn  
+33 (0)1 41 67 41 41

Nordic Region  
Finland: 0800 117 095  
Sverige: 02002 14681  
Danmark: 8088 4610  
Norge: 800 11336

Plantronics Middle East,  
Eastern Europe and Africa  
+44 (0)1793 842443

Plantronics Iberia,  
S.L.Madrid, España  
902 41 51 91  
Portugal  
800 84 45 17

Plantronics Acoustics  
Italia Srl, Milano, Italia  
Numero Verde: 800 950934

# Alcatel

## Electronic Hook Switch

### 1. Supported Telephones




- IP Touch 4068
- IP Touch 4038
- IP Touch 4028
- Touch 4039
- Touch 4029

The AP-2 cannot control the phone, the user should always remember to press the headset call control button to end call, even if the call is terminated by the caller. This will ensure that your headset is available to accept the next incoming call.

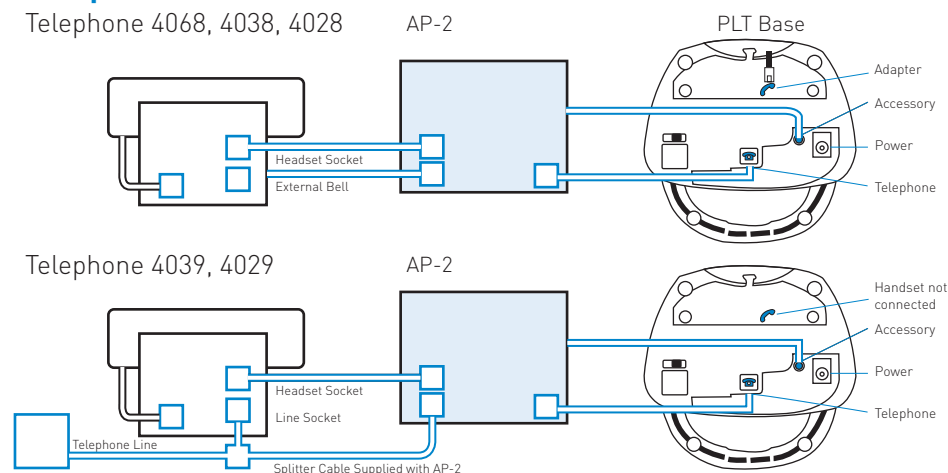
### 2. Order Information

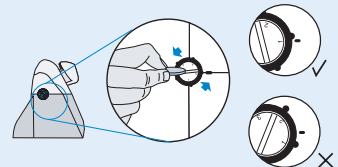
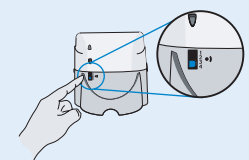
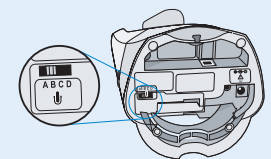
Headset System	Description	Part No.
	<b>CS60</b>	36995-01 (UK) 36995-02 (Euro)
	<b>CS70</b>	39450-01 (UK) 39450-02 (Euro)
	<b>Voyager510S</b>	67892-04 (UK) 67892-05 (Euro)
	<b>SupraPlus Wireless</b>	<b>Monaural VT</b> 39260-01 (UK) 39260-02 (Euro) <b>Binaural NC</b> 39261-01 (UK) 39261-02 (Euro)

### 3. Add EHS Module

EHS Adapter	Description	Part No.
	<b>AP-2</b>	39361-01

### 4. Setup Information



Headset set up information	Diagrams
Set rotary switch to 1	
Set rear slide switch to 3	
Set bottom slide switch to B	



## Free Manuals Download Website

<http://myh66.com>

<http://usermanuals.us>

<http://www.somanuals.com>

<http://www.4manuals.cc>

<http://www.manual-lib.com>

<http://www.404manual.com>

<http://www.luxmanual.com>

<http://aubethermostatmanual.com>

Golf course search by state

<http://golfingnear.com>

Email search by domain

<http://emailbydomain.com>

Auto manuals search

<http://auto.somanuals.com>

TV manuals search

<http://tv.somanuals.com>