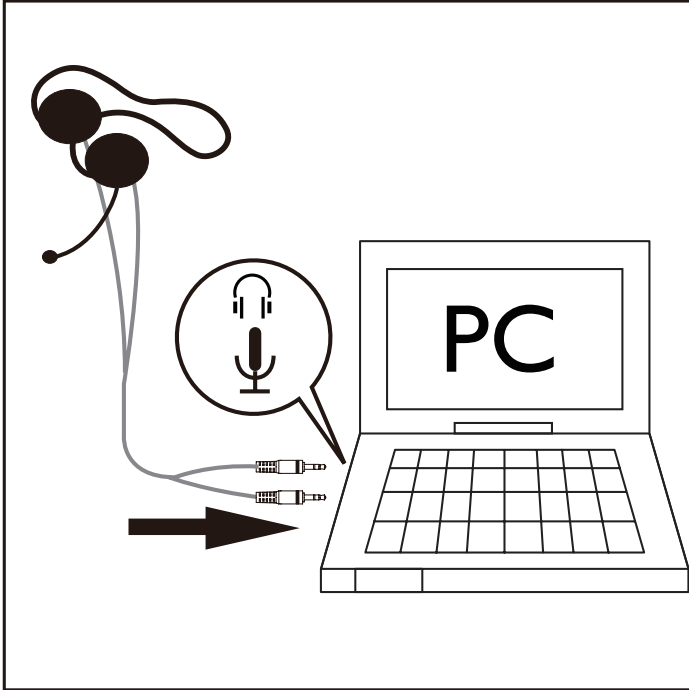


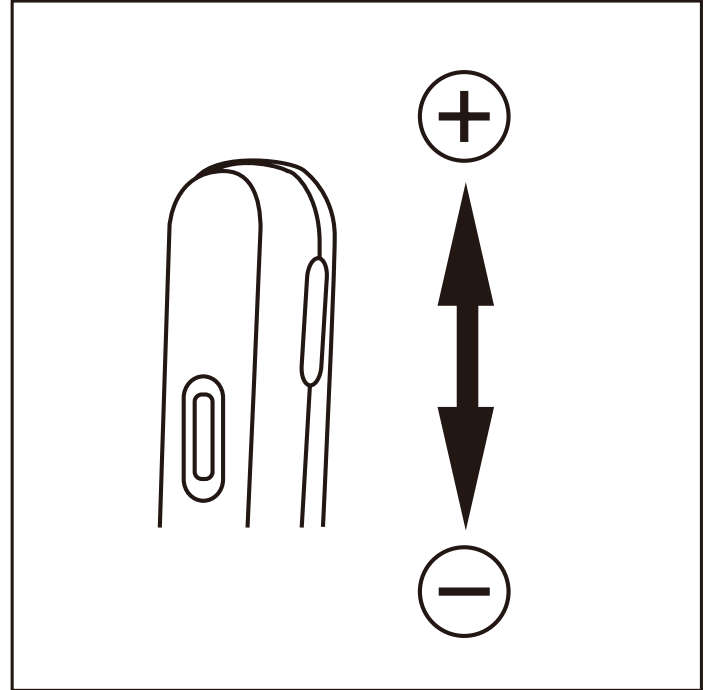


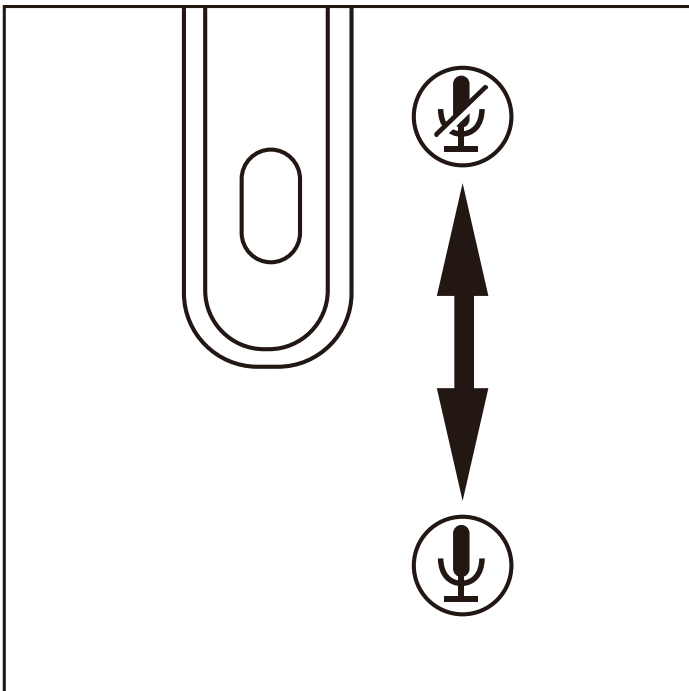
## User manual





- 1 Connect the headphone plug to the  socket and the microphone plug to the  socket of your computer.



- 2 Adjust the volume by the volume switch.



- 3 Slide the microphone switch to  or  to turn the microphone on or off.

## Free Manuals Download Website

<http://myh66.com>

<http://usermanuals.us>

<http://www.somanuals.com>

<http://www.4manuals.cc>

<http://www.manual-lib.com>

<http://www.404manual.com>

<http://www.luxmanual.com>

<http://aubethermostatmanual.com>

Golf course search by state

<http://golfingnear.com>

Email search by domain

<http://emailbydomain.com>

Auto manuals search

<http://auto.somanuals.com>

TV manuals search

<http://tv.somanuals.com>