














































Feature operation

AutoDial			
Store	AutoDial 		AutoDial 
Use	AutoDial 		
Display	Display		AutoDial 
Call Forward			
Activate	Fwd		► Fwd
Deactivate	► Fwd		
Reinstate	Fwd	► Fwd	
View number	Display	► Fwd	
Call Pickup			
		Pickup	
Call Waiting			
Answer		CallWait	
Return to first call (place 2nd call on hold)			
Return to first call (terminate 2nd call)			
Conference			
	Conf		► Conf
Hold			
Place a call on hold			
Return to a held call			
Last Number Redial			
			
Message			
			
Ring Again			
Activate		RngAgn	
When notified		► RngCall	
Deactivate	► RngAgn		
Transfer			
	Trans		► Trans
Adjust volume			
		or	
	(Volume +)		(Volume -)
Call Center Features			
Supervisor Talk/Listen			
Emergency			
Call or Answer Supervisor			
Answer Supervisor during call			
Conf. Supervisor during call			
Trans. Supervisor during call			
Activate Make Busy			
Deactivate Make Busy			
Activate Not Ready			
Deactivate Not Ready			

Legend

Icon	Action
()	Indicates the key cap text label. For example, (Message).
	Dial a number.
Icon Action	
	Press an individual Line (DN) key.
► AutoDial	An icon flashes when a feature is being programmed. An icon lights steadily when a feature is active.
	Press the Services key once for Call Server features, or press the Services key twice for local telephone features.
	Press the Message/Inbox key.
	Press the Up/Down Navigation keys.
	Press the Send/Enter key.
	Press the Mute (on/off) key.
	Press the Directory key.
	Press the Quit/Stop key.

Services and Telephone Options menus

Services menu



Note: The **Services** menu contains the **Telephone Options**, **Password Admin**, **Virtual Office**, and **MG 1000B** menus. Some options are not available on all IP Phone 1150E phones. Consult your system administrator.

The following are the most commonly used options:

Telephone Options menu

Volume adjustment

Pick one of:

- Ringer
- Headset Listen
- Buzzer
- Headset Talk



Contrast adjustment




Language



Note: This language setting controls the language used by features on your phone only. To set the language used elsewhere on your phone, press **Services** twice, select 1. Preferences, and select 2. Language.

Date/Time format



Local DialPad Tone



Ring type



Note: The **Directory** key provides access to the Corporate Directory, Personal Directory, Redial List, and Callers List. For additional information about your IP Phone 1150E, consult the *IP Phone 1150E User Guide*.

* To use a headset equipped with *Bluetooth®* wireless technology, you must first configure the headset and your phone to work together. Consult the *IP Phone 1150E User Guide*.

Nortel IP Phone 1150E



NORTEL

www.nortel.com

IP Phone 1150E

For Nortel Communication Server 1000

Quick Reference Card



To provide feedback or report a problem in this document, go to www.nortel.com/documentfeedback.

Date: May 2007
Document Release: Standard 01.02
Document Number: NN43114-102
Copyright © 2007 Nortel Networks
All rights reserved.

* Nortel, the Nortel logo, and the Globemark are trademarks of Nortel Networks.

The *Bluetooth* word mark and logos are owned by the Bluetooth SIG, Inc. and any use of such marks by Nortel Networks is under license. Other trademarks and trade names are those of their respective owners.

Free Manuals Download Website

<http://myh66.com>

<http://usermanuals.us>

<http://www.somanuals.com>

<http://www.4manuals.cc>

<http://www.manual-lib.com>

<http://www.404manual.com>

<http://www.luxmanual.com>

<http://aubethermostatmanual.com>

Golf course search by state

<http://golfingnear.com>

Email search by domain

<http://emailbydomain.com>

Auto manuals search

<http://auto.somanuals.com>

TV manuals search

<http://tv.somanuals.com>