



COOLPIX 4800

DIGITAL CAMERA

Key Features and Benefits

- ❑ **4.0 Effective Megapixels** for photo-quality prints up to 11 x 17
- ❑ **8.3x Optical Zoom-Nikkor ED 36-300mm Lens** (35mm equivalent) for a full range of incredibly sharp, clear images from wide angle to telephoto to close-up
- ❑ **15 Scene Modes** automatically adjust controls for great pictures instantly
- ❑ **Scene Assist** guides you to take better pictures in Portrait, Landscape, Sports and Night Portrait modes
- ❑ **Movie Mode** allows the capture of live action with sound
- ❑ **Close-up Shooting** from less than 1/2 inch away
- ❑ **Electronic Viewfinder (EVF) and Bright LCD Monitor** provide enhanced frame coverage and easy viewing
- ❑ **AF Assist** ensures accurate focus when shooting in dark lighting situations
- ❑ **PictBridge Compatibility** allows direct printing to any PictBridge or USB direct enabled printer

Everything you need to get started:


- Wrist Strap
- EN-EL1 Li-ion Rechargeable Battery
- USB Cable
- MH-53 Battery Charger
- Audio Video Cable
- PictureProject CD-ROM



Actual size
4.2"W x 2.6"H 2.2"D (only 9 oz.)



Macro Lens
as close as 1/2 inch



8.3x Optical Zoom-Nikkor lens
for sharp clear images from 36mm to 300mm

PictureProject Software

Nikon is proud to introduce the next generation of imaging software, Nikon PictureProject.

Nikon PictureProject™ is a fast and powerful tool for organizing and working with your pictures easily and intuitively.

PictureProject will let you transfer your pictures from your camera seamlessly. You can then edit, remove red-eye, enhance, crop, print, e-mail, post pictures to the web or create a photo album. You can even publish them to your PDA, create slideshows with music or stitch together a number of pictures to create a stunning panorama.

With Nikon PictureProject you can spend more time taking pictures instead of managing them and then easily store, organize and share your memories.

PictureProject will work with Windows® 98SE, 2000, ME & XP as well as Mac OS® X (10.1.5 or later).

-  Transfer
-  Print
-  Order Prints
-  Email
-  Internet
-  Slideshow
-  Burn
-  Auto Enhance
-  Auto Red-Eye
-  Help

One-Touch Red-Eye Fix™
with PictureProject's *Auto Red-Eye* you can automatically remove most typical occurrences of red-eye with the click of a mouse



Use **Monitor Button** to switch from Electronic Viewfinder to LCD viewing

13.5MB of internal memory makes it possible to take pictures even without an SD memory card (sold separately). The Coolpix 4800 also makes it easy to copy recorded shots between media as you like.



Print directly from your camera
You can send images directly to print, without the need of a PC, when using PictBridge and USB Direct Print compatible printers.



Hook directly to your TV
show friends and family the results on a grand scale

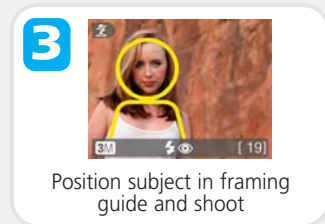
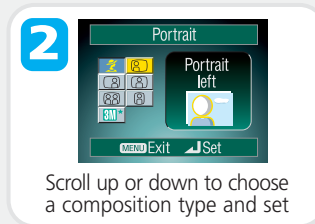



One Touch Upload to the Web
just touch the TRANSFER button once to upload images to the site, then enjoy exciting features such as easy album creation, e-card personalization, simple editing, and even gift shopping

15 Versatile Scene Modes (4 with Scene Assist):




The COOLPIX 4800 features 15 specially programmed modes to automatically handle focus, exposure, white balance and other adjustments that help you take great pictures at the press of a button. 4 of the 15 scene modes come with **Scene Assist** which offer a selection of easy framing assist options, to help you compose your pictures with the assistance of framing guides displayed in the monitor. Here is how it works:




PORTRAIT ASSIST MODE: Helps you frame portraits. Your subject comes out sharply focused with natural skin tones against a soft, pleasant background.



Portrait:
(No guides are displayed in monitor.)
Camera focuses on subject in center of frame.



Portrait left:
Camera focuses on subject in left half of frame.



Portrait right:
Camera focuses on subject in right half of frame.



Portrait close-up:
Camera focuses on subject's face in top half of frame.




Portrait couple:
Camera focuses on two subjects positioned side-by-side.



Portrait figure:
Use to compose a vertical portrait. Camera focuses on subject's face in top half of frame.

NIGHT PORTRAIT ASSIST MODE: Helps you frame portraits taken at night. Using Slow Sync with Red-Eye Reduction in a scene with an illuminated background, your subject is naturally exposed.




Night Portrait:
(No guides are displayed in monitor.)
Use to focus on subject in center of frame.




Night Portrait left:
Use to focus on subject in left half of frame.




Night Portrait right:
Use to focus on subject in right half of frame.



Night Portrait close-up:
Use to focus on subject's face in top half of frame.



Night Portrait couple:
Use to focus on two subjects positioned side-by-side.



Night Portrait figure:
Use to compose a vertical portrait. Camera focuses on subject's face in top half of frame.

LANDSCAPE ASSIST MODE: Helps you frame vivid landscape shots that enhance outlines, colors, and contrast.




Landscape:
(No guides are displayed in monitor.)
Use to focus on distant objects through foreground objects such as windows or a screen of branches. Focus is fixed at infinity.




Scenic View:
Use to compose landscapes with sky in top third of frame, distant objects in middle third, and closer objects in bottom third.



Architecture:
Use to photograph buildings. A grid is displayed in the monitor to help keep verticals and horizontals aligned with the frame.



Group right:
Use to compose portraits with portrait subjects to the right and landmark or other object in background at left of frame. Both stay in focus.



Group left:
Use to compose portraits with portrait subjects to the left and landmark or other object in background at right of frame. Both stay in focus.

SPORTS ASSIST MODE: Is used for dynamic action shots that capture moving objects. The assist menu lets you freeze the action in a single shot or record motion in a series of pictures.



Sports:
While shutter-release button is held down, pictures are recorded at rate of about 3 frames every 2 seconds. Focus, exposure and white balance are determined by first shot in each series. Camera focuses continuously, even when shutter-release button is not pressed.



Sports spectator:
Shutter-release button can be pressed in one motion without pausing halfway to check focus. Use at ranges of 3m (9'10") or more when subject is moving unpredictably, leaving you no time to compose pictures. Camera focuses continuously, even when shutter-release button is not pressed.



Sports composite:
Each time shutter-release button is pressed, camera takes 16 shots in about two seconds and arranges them in four rows to form a single picture. Focus, exposure and white balance are determined by first shot in each series.

If distant details matter, 8.3x optical zoom matters.

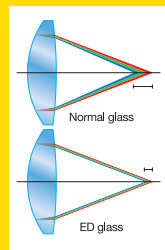


4-Megapixel Resolution



The COOLPIX 4800 and its newly developed CCD offer **4.0 effective megapixels** for an astounding high resolution of 2,288 x 1,712 pixels. Incredible print quality up to 11"x17".

8.3x Zoom-Nikkor ED Lens



The 8.3x zoom gives you the power of a **36-300mm** (35mm [135] equiv.) lens, while Macro capability lets you get as close as 1/2 in. (1cm). This combination is supported by Nikon's world-renowned optical

technology, with two **Pro-Quality ED glass** elements delivering crisp, clear images while minimizing chromatic aberration — all of which helps realize the full potential of 4.0 effective megapixels

Lifelike Image Reproduction

The COOLPIX 4800's exclusive image processing technology takes true-to-life images a step closer to reality. A **256-segment Matrix Metering** system enables optimal exposures in even the most challenging lighting environments.

If the picture matters the camera matters **Nikon**

Nikon Coolpix® 4800

Digital Camera Specifications

Type:	Digital camera E4800
Effective pixels:	4.0 million
CCD:	1/2.5-in. type (4.24 million total pixels)
Image modes	High (2288*), Normal (2288), Normal (1600), PC screen (1024), TV Screen (640)
Lens	8.3x Zoom-Nikkor; 6.0-50mm (35mm format equivalent to 36-300mm); Digital zoom: up to 4x
LCD monitor:	1.8-in.; 118,000-dot low-temp. polysilicon TFT LCD with brightness adjustment
Storage media:	Internal memory: approx. 13.5 MB; SD memory card (optional)
Shooting modes:	Auto, Scene Assist (Portrait, Landscape, Sports, Night Portrait), Scene (Party/Indoor, Beach/Snow, Sunset, Dusk/Dawn, Night landscape, Close up, Museum, Fireworks show, Copy, Back light, Panorama assist)
Capture modes:	Single, Continuous (1.5 fps), Multi-shot 16 (16 frames 1/16 in size), 3 shot buffer (1 fps)
Movie with sound:	TV movie (640) at 15 fps, Small size (320) at 15 fps, Smaller size (160) at 15 fps
Number of frames:	(w/ Internal memory): High (2288*): approx. 7, Normal (2288): approx. 14, Normal (1600): approx. 27
Built-in Speedlight:	Shooting range: approx. 1.4-14.1 ft /0.4-4.3m (W), approx. 3.3-8.6 ft./1.0-2.6m (T); Flash modes: Auto, Red-eye Reduction, Flash Cancel (off), Anytime Flash (fill flash) and Slow Sync.
Interface:	USB
Battery Life	Approx. 240 frames with one EN-EL1, approx. 360 frames with one 2CR5
Power requirements:	One EN-EL1 Rechargeable Li-ion Battery, One 2CR5/DL245 Lithium Battery (optional), EH-54 AC Adapter (optional)

Supported languages: English/German/French/Spanish/Italian/Dutch/Swedish/Japanese/Simplified Chinese/Traditional Chinese/Korean selectable in menu display

Dimensions (W x H x D): Approx. 4.2 x 2.6 x 2.2 in. (106 x 66 x 54mm)

Weight: Approx. 9.0 oz. (255g) (Without battery and SD memory card)

Supplied accessories: Strap, USB cable, Audio Video cable, EN-EL1 Rechargeable Li-ion Battery, MH-53 Battery Charger, PictureProject CD-ROM

Optional accessories: EH-54 AC Adapter, Soft Case and SD memory card

PictureProject System requirements for Macintosh
OS: Mac® OS X (10.1.5 or later),
RAM: 64 MB or more recommended
Hard disk: 60 MB required for installation
Display: 800 x 600 with 16-bit colors (full color recommended)
Others: CD-ROM drive required for installation

PictureProject System requirements for Windows
OS: Windows® 98SE, Windows® ME, Windows® 2000 Professional, Windows® XP Home Edition, Windows® XP Professional pre-installed model
RAM: 64 MB or more recommended
Hard disk: 60 MB required for installation
Display: 800 x 600 with 16-bit colors (full color recommended)
Others: CD-ROM drive required for installation

Product Number: 25520 UPC code: 018208255207



Coolpix 4800 Optional Accessories:

			
Coolpix Soft Carrying Case	AC Adapter	MH-53 Battery Charger (battery not included)	EN-EL1 Li-ion Rechargeable Battery

Additional accessories can be found at www.nikondigitalusa.com on the Coolpix 4800 page

All products indicated by trademark symbols are trademarked and/or registered by their respective companies. Specifications and equipment are subject to change without any notice or obligation on the part of the manufacturer. 9/04

©2004 NIKON INC.





DIGITAL CAMERA
COOLPIX
4800



If distant details matter, 8.3x optical zoom matters.

4.0

Effective
Megapixels

8.3x

Optical
Telephoto
Zoom-Nikkor ED Lens

LESS THAN **1/2"**

Macro
Mode

15

Scene
Modes

Free Manuals Download Website

<http://myh66.com>

<http://usermanuals.us>

<http://www.somanuals.com>

<http://www.4manuals.cc>

<http://www.manual-lib.com>

<http://www.404manual.com>

<http://www.luxmanual.com>

<http://aubethermostatmanual.com>

Golf course search by state

<http://golfingnear.com>

Email search by domain

<http://emailbydomain.com>

Auto manuals search

<http://auto.somanuals.com>

TV manuals search

<http://tv.somanuals.com>