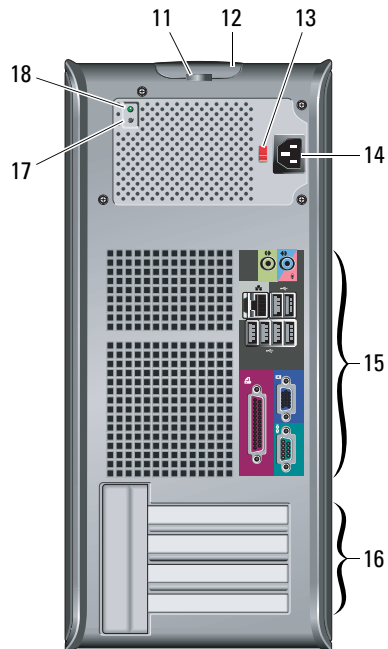
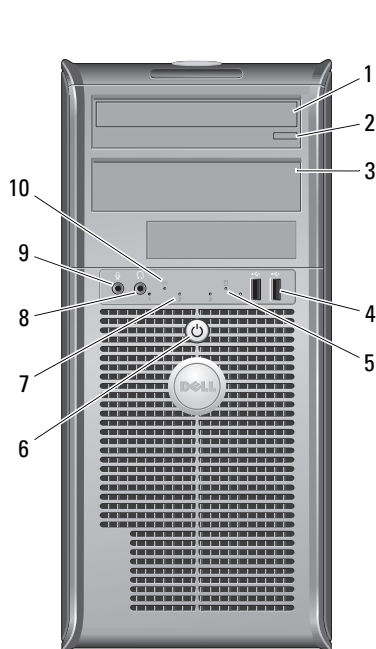


Dell™ OptiPlex™ 380

Setup and Features Information

Mini Tower — Front and Back View



About Warnings



WARNING: A WARNING indicates a potential for property damage, personal injury, or death.

- 1 optical drive
- 2 optical drive eject button
- 3 optical drive panel
- 4 USB 2.0 connectors (2)
- 5 drive activity light
- 6 power button, power light
- 7 diagnostic lights (4)
- 8 headphone connector
- 9 microphone connector
- 10 link integrity light
- 11 padlock ring
- 12 cover-release latch, security cable slot
- 13 voltage selector switch
- 14 power cable connector
- 15 back panel connectors
- 16 expansion card slots (4)
- 17 power supply diagnostic button
- 18 power supply diagnostic light



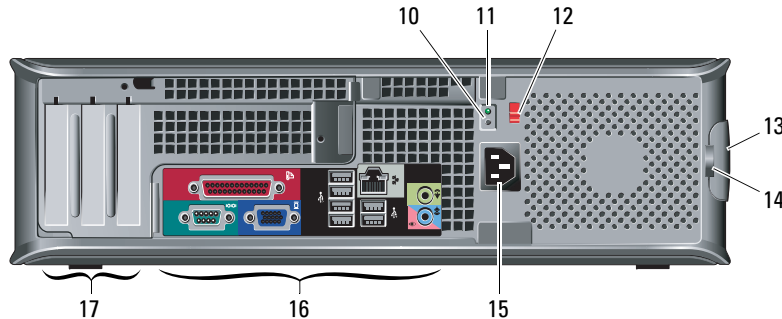
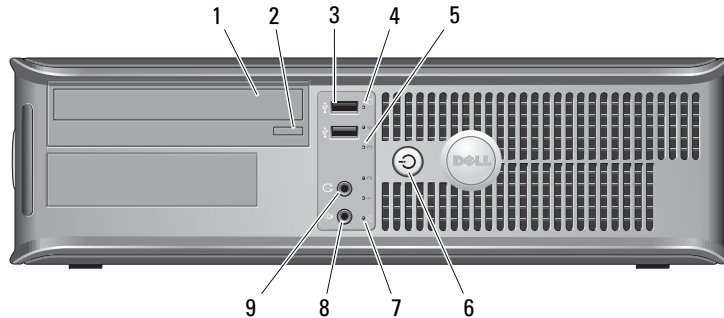
NOTE: The voltage selector switch is available only on non-EPA power supplies.



Models: DCSM1F, DCNE1F, and DCCY1F series

March 2010

Desktop — Front and Back View

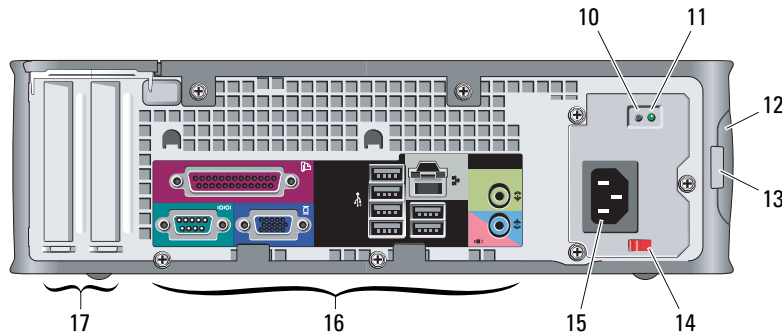
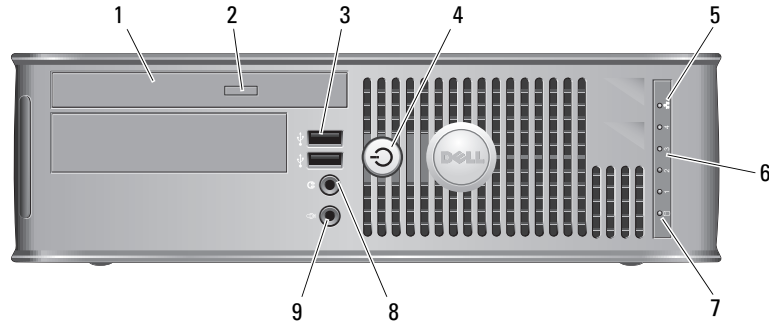


- 1 optical drive
- 2 optical drive eject button
- 3 USB 2.0 connectors (2)
- 4 drive activity light
- 5 diagnostic lights (4)
- 6 power button, power light
- 7 link integrity light
- 8 microphone connector
- 9 headphone connector
- 10 power supply diagnostic button
- 11 power supply diagnostic light
- 12 voltage selector switch
- 13 cover-release latch, security cable slot
- 14 padlock ring
- 15 power cable connector
- 16 back panel connectors
- 17 expansion card slots (3)



NOTE: The voltage selector switch is available only on non-EPA power supplies.

Small Form Factor — Front and Back View

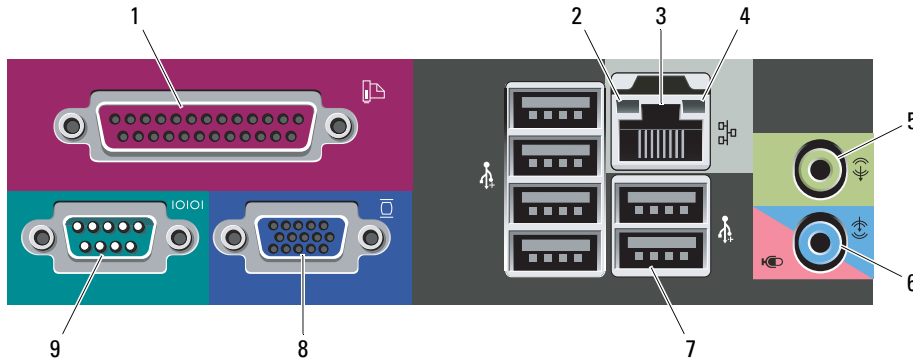


- 1 optical drive
- 2 optical drive eject button
- 3 USB 2.0 connectors (2)
- 4 power button, power light
- 5 link integrity light
- 6 diagnostic lights (4)
- 7 drive activity light
- 8 headphone connector
- 9 microphone connector
- 10 power supply diagnostic button
- 11 power supply diagnostic light
- 12 cover-release latch, security cable slot
- 13 padlock ring
- 14 voltage selector switch
- 15 power cable connector
- 16 back panel connectors
- 17 expansion card slots (2)



NOTE: The voltage selector switch is available only on non-EPA power supplies.

Mini Tower, Desktop, and Small Form Factor — Back Panel



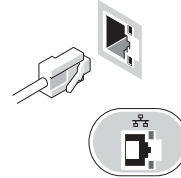
- 1 parallel connector
- 2 link integrity light
- 3 network adapter connector
- 4 network activity light
- 5 line-out connector
- 6 line-in/microphone connector
- 7 USB 2.0 connectors (6)
- 8 VGA connector
- 9 serial connector

Quick Setup

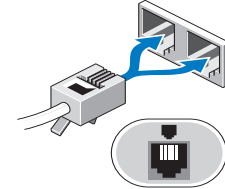
⚠ WARNING: Before you begin any of the procedures in this section, read the safety information that shipped with your computer. For additional best practices information, see www.dell.com/regulatory_compliance.

📝 NOTE: Some devices may not be included if you did not order them.

1 Connect the network cable (optional).

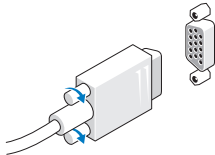


2 Connect the modem (optional).

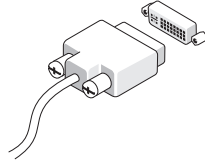


3 Connect the monitor using only one of the following cables:

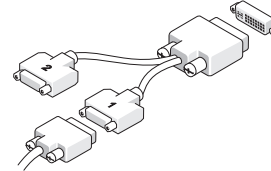
a The blue VGA cable.



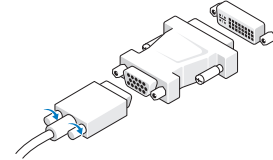
b The white DVI cable.



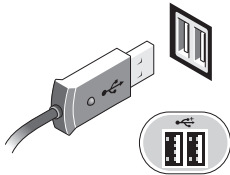
c The dual monitor Y-adapter cable.




d The VGA cable to DVI adapter.



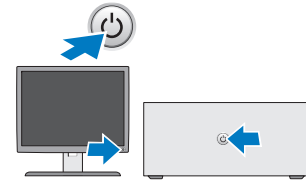
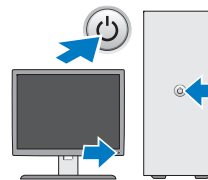
4 Connect the USB keyboard or mouse (optional).



5 Connect the power cable(s).



6 Press the power buttons on the monitor and the computer.



Specifications



NOTE: The following specifications are only those required by law to ship with your computer. For a complete and current listing of the specifications for your computer, go to support.dell.com.

System Information

Chipset	Intel® G41 Express Chipset
Processor	<ul style="list-style-type: none"> • Intel Core™ 2 Quad • Intel Core2 Duo • Intel Pentium® Dual-Core • Intel Celeron® Dual-Core • Intel Celeron

Video

Video type:	
Integrated	integrated on system board
Discrete	PCI-E x16 half-length graphics card with 2 DVI and 1 S-Video out, or 1 DVI, 1 VGA, and 1 S-Video out <ul style="list-style-type: none"> • NVIDIA GeForce 9300 GE • ATI Radeon HD 3450
Video memory:	
Integrated	up to 256 MB shared video memory (with 1 GB system memory) up to 352 MB shared video memory (with 2, 3, or 4 GB system memory)
Discrete	256 MB

Memory

Memory module connector	2 DIMM slots
Memory module capacity	1 GB, 2 GB, or 4 GB
Memory type	1067 MHz DDR3
Minimum memory	1 GB
Maximum memory	8 GB

Drives

	Mini Tower	Desktop	Small Form Factor
Externally accessible:			
3.5 inch drive bays	one	one	one
5.25 inch drive bays	two	one	one (slimline)
Internally accessible:			
3.5 inch SATA drive bays	two	one	one
Available devices:			
3.5 inch SATA hard drives	two	one	one
5.25 inch SATA DVD-ROM, DVD/CD-RW Combo, or DVD+/-RW drives	two	one	one (slimline)

Control Lights and Diagnostic Lights

Power button light	Green light — Solid green light indicates power-on state; blinking green light indicates sleep state of the computer. Amber light — Solid amber light when the computer does not start indicates a problem with the system board or power supply. Blinking amber light indicates a problem with the system board.
Drive activity light	Displays the SATA hard drive or optical drive activity. Green light — Blinking green light indicates that the computer is reading data from or writing data to the drive.
Network connectivity light	Green light — A good connection exists between the network and the computer. Off (no light) — The computer is not detecting a physical connection to the network.
Diagnostic lights	Four lights located on the front/back panel of the computer. For information on the diagnostic lights, see the <i>Service Manual</i> available on the Dell Support website at support.dell.com/manuals .

Power	Wattage	Maximum heat dissipation	Voltage
Mini Tower:			
Non-EPA	255 W	1338 (BTU/hr)	115/230 VAC, 50/60 Hz, 6.5/3.5 A
EPA	255 W	1023 (BTU/hr)	100-240 VAC, 50/60 Hz, 1.8/3.6 A
Desktop:			
Non-EPA	235 W	1233 (BTU/hr)	115/230 VAC, 50/60 Hz, 6.5/3.5 A
EPA	255 W	1023 (BTU/hr)	100-240 VAC, 50/60 Hz, 2.0/4.0 A
Small Form Factor:			
Non-EPA	235 W	1233 (BTU/hr)	115/230 VAC, 50/60 Hz, 6.5/3.5 A
EPA	235 W	943 (BTU/hr)	100-240 VAC, 50/60 Hz, 1.75/3.5 A

NOTE: Heat dissipation is calculated by using the power supply wattage rating.

NOTE: See the safety information that shipped with your computer for important voltage-setting information.

Coin-cell battery 3V CR2032 lithium coin cell

Physical	Mini Tower	Desktop	Small Form Factor
Height	40.8 cm (16.1 inches)	11.4 cm (4.5 inches)	9.3 cm (3.7 inches)
Width	18.7 cm (7.4 inches)	39.9 cm (15.7 inches)	31.4 cm (12.4 inches)
Depth	43.3 cm (17.0 inches)	35.3 cm (13.9 inches)	34.0 cm (13.4 inches)
Weight (Minimum)	12.0 kg (26.5 lb)	9.0 kg (19.8 lb)	7.0 kg (15.4 lb)

Environmental

Temperature:

Operating 10 °C to 35 °C (50 °C to 95 °F)

Storage -40 °C to 65 °C (-40 °C to 149 °F)

Relative humidity 20% to 80% (noncondensing)

Altitude:

Operating -15.2 m to 3048 m (-50 ft to 10,000 ft)

Storage -15.2 m to 10,668 m (-50 ft to 35,000 ft)

Airborne contaminant level G2 or lower as defined by ISA-S71.04-1985

Finding More Information and Resources

If you need to:

Find safety best practices information for your computer, review Warranty information, Terms and Conditions(U.S only), Safety instructions, Regulatory information, Ergonomics information, and End User License Agreement.

See:

The safety and regulatory documents that shipped with your computer and the Regulatory Compliance Homepage at www.dell.com/regulatory_compliance.

**Information in this document is subject to change without notice.
© 2009–2010 Dell Inc. All rights reserved.**

Reproduction of these materials in any manner whatsoever without the written permission of Dell Inc. is strictly forbidden.

Trademarks used in this text: *Dell*, the *DELL* logo, and *OptiPlex* are trademarks of Dell Inc.; *Intel*, *Pentium*, and *Celeron* are registered trademarks and *Core* is a trademark of Intel Corporation in the U.S. and other countries.

Other trademarks and trade names may be used in this document to refer to either the entities claiming the marks and names or their products. Dell Inc. disclaims any proprietary interest in trademarks and trade names other than its own.

Free Manuals Download Website

<http://myh66.com>

<http://usermanuals.us>

<http://www.somanuals.com>

<http://www.4manuals.cc>

<http://www.manual-lib.com>

<http://www.404manual.com>

<http://www.luxmanual.com>

<http://aubethermostatmanual.com>

Golf course search by state

<http://golfingnear.com>

Email search by domain

<http://emailbydomain.com>

Auto manuals search

<http://auto.somanuals.com>

TV manuals search

<http://tv.somanuals.com>