



Gravity Defier

GW-A1100 Quick Operation Guide

Module No. **5311**

Direction Measurement Function-equipped.
The Pilot's Watch Evolves Even Further.



WAVE CEPTOR
RADIO CONTROLLED

TOUGH SOLAR
SOLAR POWERED

Tough Triple G Resist structure protecting against 3 types of gravitational acceleration

Direction measurement function employing a newly developed miniature magnetic sensor

World Time with direct UTC display

Series' largest 35.4mm wide face design

Durable, high-transparency sapphire crystal with non-reflective coating

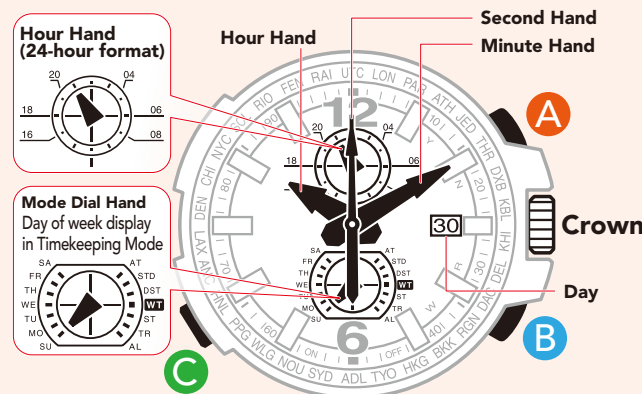
First use of carbon-fibre material for second hand fabrication

Oversized crown with superior grip



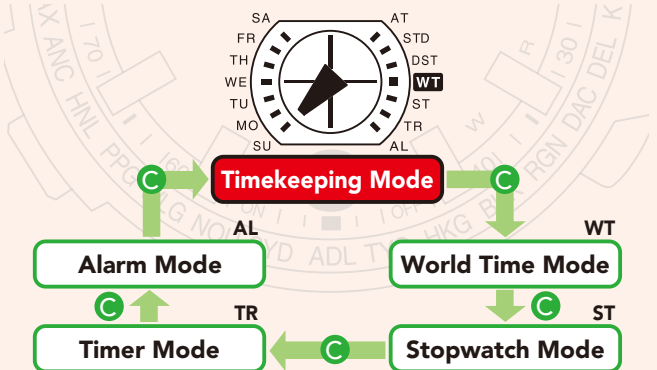
Operation from the Timekeeping Mode

Operations are performed using the watch's crown and the three buttons indicated by the letters **A**, **B** and **C** in this guide.



Selecting a Mode

The mode changes with each press of **C**.



Important!

Holding down **C** in any mode returns the display to the Timekeeping Mode.

Using the Crown

This watch has a screw-lock crown.

Locking the crown

- 1 Be sure the crown is pushed in (see "Pulling out, rotating and pushing in the crown" at right). *Note that attempting to lock the crown when it is not pushed in can cause unintended watch operation.
- 2 Rotate the crown until the groove is aligned with mark 1.
- 3 While holding down the crown **a**, rotate it to the right **b** until the groove is aligned with mark 2.
- 4 Pull gently on the crown to make sure it is locked securely in place.

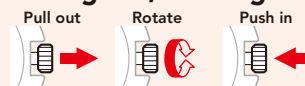


You should normally have the crown locked during daily use. Leaving the crown unlocked creates the risk of unintended operations or even damage due to impact.

Unlocking the crown

Rotate the crown until the groove is aligned with mark 1.

Pulling out, rotating and pushing in the crown



Important!

Unlock the crown before performing any of these operations.



Technology & Operation

TRIPLE G RESIST

Precision shaping of the hands for optimal weight balance endows them with structural toughness to resist shocks, centrifugal gravity and vibrations.




TRIPLE G RESIST



Shock-resistant structure



Centrifugal force resistance



Vibration resistance

*αGEL® is a material with silicone as its main component and featuring superior vibration-absorption capabilities. *αGEL® is a registered trademark of Taica Corporation in Japan, the United States and other countries.

Direction Measurement Function

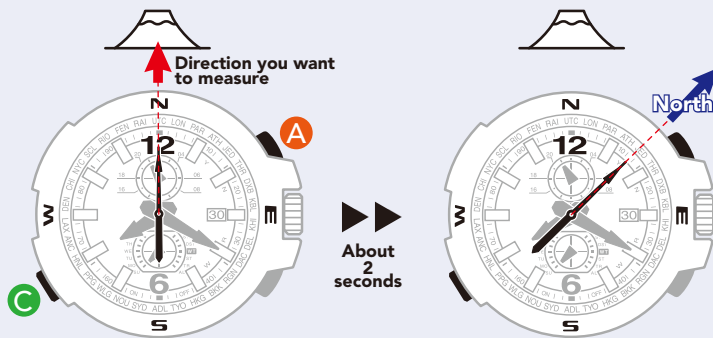
Installation of a direction measurement function, an indispensable tool for pilots, has been achieved through remarkable magnetic sensor miniaturisation (95%) and energy savings (90%).

Determining a Direction

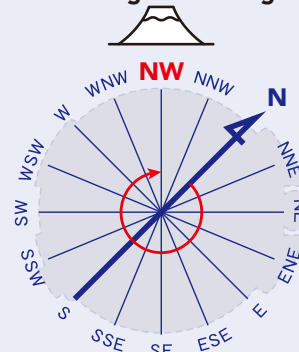
- 1 Select the Timekeeping Mode.
- 2 With the watch held horizontally, point the 12 o'clock position on the dial in the direction you want to measure and press **A**.

- 3 Press **C** to return to the Timekeeping Mode.

The second hand pauses at the 12 o'clock position, and then moves after about 2 seconds to indicate north.



<Checking the bearing>

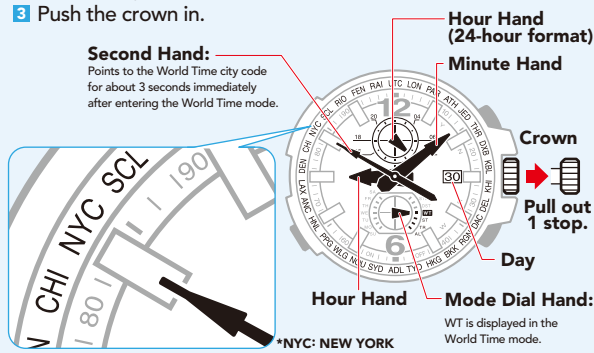


World Time with direct UTC display

Users benefit from instantaneous display of UTC (Coordinated Universal Time) as well as switchover between Home Time/World Time displays.

World Time

- 1 Pull the crown out to the first stop in the World Time mode.
- 2 Rotate the crown to move the second hand to point to your desired city code.
- 3 Push the crown in.



Switching between your Home City and World Time City

Press **A** for about 3 seconds in the Dual Time mode. The display switches between your Home City and World Time City.

Example With Tokyo as your Home City and New York as your World Time City

	Home City	World Time City
Before	TOKYO (TYO) 22:08 (Standard Time)	NEW YORK (NYC) 09:08 (Summer Time)
After	NEW YORK (NYC) 09:08 (Summer Time)	TOKYO (TYO) 22:08 (Standard Time)

TOKYO / 22:08



Free Manuals Download Website

<http://myh66.com>

<http://usermanuals.us>

<http://www.somanuals.com>

<http://www.4manuals.cc>

<http://www.manual-lib.com>

<http://www.404manual.com>

<http://www.luxmanual.com>

<http://aubethermostatmanual.com>

Golf course search by state

<http://golfingnear.com>

Email search by domain

<http://emailbydomain.com>

Auto manuals search

<http://auto.somanuals.com>

TV manuals search

<http://tv.somanuals.com>