

# Quick Reference Manual 3459/3461 CASIO®

Congratulations upon your selection of this CASIO watch.

Bluetooth® is a registered trademark or trademark of Bluetooth SIG, Inc. of the United States.

Your watch has a Mobile Link function that allows it to communicate with a Bluetooth® mobile phone and adjust its time settings to match those of the mobile phone.

- This product complies with or has received approval under radio laws in various countries and geographic areas. Use of this product in an area where it does not conform to or where it has not been approved under applicable radio laws may be punishable under local laws. For details, visit <https://world.casio.com/ce/BLE/>.
- Use of this product inside of an aircraft is restricted by the aviation laws of each country. Be sure to obey instructions provided by flight personnel concerning use of devices such as this product.

Visit the website below for the operation manual (Operation Guide) of this watch.  
<https://world.casio.com/manual/wat/>



## Using the Watch

### Charging

**Remove the watch from your wrist and place it in a brightly lit area.**

- The watch may become hot when exposed to light for charging. Take care to avoid burn injury.
- Avoid charging in locations where it is very hot.

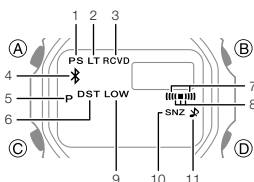
### Power Saving

- Leaving the watch in a dark location between the hours of 10 p.m. and 6 a.m. for about one hour will cause [PS] to start flashing on the display.
- After about one week in the dark, the [PS] indicator will stop flashing, and all functions, except for timekeeping and stopwatch functions, will become disabled.

### Battery Alerts

- Low Charge [LOW] or [CHG] flash on the display.
  - Dead Battery
- All display indicators blank.

### General Guide



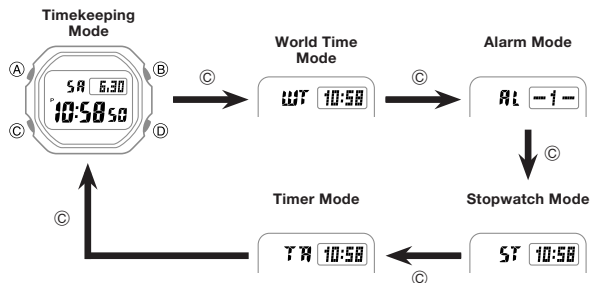
- Power Saving enabled.
- Auto Light enabled.
- Time reception successful.
- Watch connected with a phone.\*
- p.m. indicator (No indication for a.m.)
- Displayed time is summer time.
- Alarm enabled.
- Hourly time signal enabled.
- Low battery charge.
- Snooze alarm enabled.
- Operation tone disabled.

\* Hold down (C) for about three seconds to establish a Bluetooth connection with a phone.

### Selecting a Mode

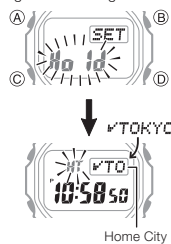
Each press of (C) cycles between modes as shown below.

- Hold down (C) for about one second to enter the Timekeeping Mode.



### Setting the Time

- In the Timekeeping Mode, hold down (A) until [HT] flashes.
  - This indicates that the Home City setting can be changed.
- Use (D) and (B) to change the Home City.
  - For information about available Home City settings, visit the CASIO website.
- Press (C) twice. Moves flashing to seconds.
- Press (D) to reset seconds to 00.
  - 30 to 59 seconds: Adds 1 to minutes.
- Press (C). Moves flashing to hour.
- Use (D) and (B) to change the setting.
- Press (C). Moves flashing to minute.
- Use (D) and (B) to change the setting.
- Press (C). Moves flashing to year.
- Use (D) and (B) to change the setting.
- Press (C). Moves flashing to month.
- Use (D) and (B) to change the setting.
- Press (C). Moves flashing to day.
- Use (D) and (B) to change the setting.
- After all the settings are the way you want, press (A) to exit the setting screen.



## Specifications

Accuracy at normal temperature:	±15 seconds a month
Timekeeping:	Hour, minute, second, year, month, day, day of the week, a.m./p.m. (P)/24-hour timekeeping, Full Auto Calendar (2000 to 2099), Summer Time Year display on setting screen only.
Signal receive function:	Auto receive, manual receive Auto transmitter selection (for JY, MSF/DCF77) Receiveable call signs: JJY (40 kHz/60 kHz), BPC (68.5 kHz), WWVB (60 kHz), MSF (60 kHz), DCF77 (77.5 kHz) Manual and auto standard time/summer time switching
World Time:	39 cities (39 time zones), UTC (Universal Time Coordinated); Home City/World Time City switching Other: Daylight Saving Time/Standard Time
Stopwatch:	Measurement unit: 1/100 seconds (first hour); 1 second (after first hour) Measurement range: 23 hours, 59 minutes, 59 seconds Measurement functions: Elapsed time, split time, two finishes
Alarms:	5 Daily alarms (with one snooze alarm); Hourly time signal 10-second beeper
Countdown Timer:	Countdown unit: 1 second Countdown range: 24 hours Setting unit: 1 second Time up: 10-second beeper
Mobile Link Functions:	Auto Time Correction Time setting adjusted automatically at preset time. One-touch Time Correction Manual connection and time adjustment Phone finder Watch operation sounds the alert sound of the mobile phone. World Time Current time for approximately 300 cities selected for the watch Home Time/World Time swapping Original city function (location and name settings) Auto summer time switching Automatic switching between standard time and summer time Timer Setting Alarm Setting Reminder Reminds you of anniversaries and other important dates. Data Communication Specifications Bluetooth® Frequency Band: 2400MHz-2480MHz Maximum Transmission: 0 dBm (1 mW) Communication range: 2 meters max. (depends on environment)
Illumination:	LED light; Selectable illumination duration (approximately 2 seconds or 4 seconds); Auto Light Switch
Other:	Power Saving; Button operation tone on/off; Month/day order; Day of the week language; Auto time correction ON/OFF
Power Supply:	Solar panel and 1 rechargeable battery
Approximate Battery Life:	10 months Conditions • Auto time correction: 4 times/day • Alarm: Once (10 seconds)/day • Illumination: Once (2 seconds)/day • Power Saving: 6 hours/day

Specifications are subject to change without notice.

## Free Manuals Download Website

<http://myh66.com>

<http://usermanuals.us>

<http://www.somanuals.com>

<http://www.4manuals.cc>

<http://www.manual-lib.com>

<http://www.404manual.com>

<http://www.luxmanual.com>

<http://aubethermostatmanual.com>

Golf course search by state

<http://golfingnear.com>

Email search by domain

<http://emailbydomain.com>

Auto manuals search

<http://auto.somanuals.com>

TV manuals search

<http://tv.somanuals.com>